



TYPE APPROVAL CERTIFICATE

N. ELE067620CS


This is to certify that the product below is found to be in compliance with the applicable requirements of the RINA type approval system.

Description	Marine and Offshore automation products
Type	Programmable logic controllers Operator interfaces I/O Modules Communication Interfaces and Networks (See Annex for approved products)
Applicant	ROCKWELL AUTOMATION, Inc. 1 Allen_ Bradley Drive, Mayfield Heights, OH- 44124_6118 USA
Reference Standards	Rules for the Classification of Ships. Part C – Machinery, Systems and Fire protection. Ch. 3, Section 6, Table 1. IACS UR E10 Test Specification for Type Approval

Issued in Genova on 25 March, 2020

This certificate is valid until 25 March, 2025

RINA Services S.p.A.



This certificate is digitally signed


Enclosure: Annex to Certificate (17 pages)



ANNEX TO CERTIFICATE N° ELE067620CS


17 pages

MICROLOGIX 1000 /1761			
CATALOG NUMBER	DESCRIPTION	Publication INSTALLATION INSTRUCTIONS	Publication USER MANUALS
PROCESSORS			
1761-L10BWA	10 point Controller (24Vdc inputs, 240V relay outputs/ & CPU, 240Vac input power supply)	1761-IN001B-MU-P	1761-6.3
1761-L10BWB	10 point Controller (24Vdc inputs, 240V relay outputs/ & CPU, 24Vdc input power supply)	1761-IN001B-MU-P	1761-6.3
1761-L16AWA	16 point Controller (120Vac inputs, 240V relay outputs/ & CPU, 240Vac input power supply)	1761-IN001B-MU-P	1761-6.3
1761-L16BBB	16 point Controller (24Vdc inputs, 24Vdc transistor outputs, 240Vac relay outputs/ & CPU 24Vdc P.S. input)	1761-IN001B-MU-P	1761-6.3
1761-L16BWA	16 point Controller (24Vdc inputs, 240V relay outputs/ & CPU, 240Vac input power supply)	1761-IN001B-MU-P	1761-6.3
1761-L16BWB	16 point Controller (24Vdc inputs, 240V relay outputs/ & CPU, 24Vdc input power supply)	1761-IN001B-MU-P	1761-6.3
1761-L16NWA	16 point Controller (24Vac inputs, 240V relay outputs/ & CPU, 240Vac input power supply)	1761-IN001B-MU-P	1761-6.3+1761-DU001A-EN-P
1761-L16NBWB	16 point Controller (24Vac inputs, 240V relay outputs/ & CPU, 24Vdc input power supply)	1761-IN001B-MU-P	1761-6.3+1761-DU001A-EN-P
1761-L20AWA-5A	20 point Controller (120Vac inputs, 240V relay outputs, with analog I/O / & CPU,240Vac input power supply)	1761-IN001B-MU-P	1761-6.3
1761-L20BWA-5A	20 point Controller (24Vdc inputs, 240V relay outputs, with analog I/O / & CPU,240Vac input power supply)	1761-IN001B-MU-P	1761-6.3
1761-L20BWB-5A	20 point Controller (24Vdc inputs, 240V relay outputs, with analog I/O / & CPU, 24Vdc input power supply)	1761-IN001B-MU-P	1761-6.3
1761-L32AAA	32 point Controller (120Vac inputs, 240V relay and triac outputs/ & CPU,240Vac input power supply)	1761-IN001B-MU-P	1761-6.3
1761-L32AWA	32 point Controller (120Vac inputs, 240V relay outputs/ & CPU,240Vac input power supply)	1761-IN001B-MU-P	1761-6.3
1761-L32BBB	32 point Controller (24Vdc inputs, 24Vdc transistor outputs, 240V relay outputs / & CPU,24Vdc P.S. input)	1761-IN001B-MU-P	1761-6.3
1761-L32BWA	32 point Controller (24Vdc inputs, 240V relay outputs, 240Vac input power supply)	1761-IN001B-MU-P	1761-6.3
1761-L32BWB	32 point Controller (24Vdc inputs, 240V relay outputs / & CPU, 24Vdc input power supply)	1761-IN001B-MU-P	1761-6.3
COMMUNICATION INTERFACE			
1761-CBL-AC00	Cable, Micrologix 1000, SLC 5/01 etc. to AIC+ Port 1, 45cm		1764-um001b-en-p
1761-CBL-AM00	Cable, MicroLogix 1000, SLC, to AIC+ Port 2, 45cm		1764-um001b-en-p
1761-CBL-AP00	Cable, Micrologix 1000, SLC 5/03 etc. to AIC+ Port 1/2, 45cm		1764-um001b-en-p
NETWORK INTERFACES			
1761-NET-DNI	DeviceNet interface	1761-5.11-0699	1761-6.5
1761-NET-AIC	AIC+ Interface Converter	1761-5.11-0699	1761-6.4
1761-NET-ENI	EtherNet interface	1761-IN006C-MU-P	1761-UM006B-EN-P
MICROLOGIX 1100 /1763			
CATALOG NUMBER	DESCRIPTION	Publication INSTALLATION INSTRUCTIONS	Publication USER MANUALS
PROCESSORS			
1763-L16AWA	Power supply 120/240Vac, 10ch.D.I. 120Vac, 2ch. A.I. + additional 1762 analog module, 6ch. D.O. Relay	1763-IN001A-MU-P	1763-UM001-EN-P
1763-L16BBB	Power supply 24Vdc, 6ch.D.I. 24Vdc, 4ch.D.I. fast 24Vdc, 2ch. A.I. + additional 1762 analog module, 2ch.D.O. Relay, 2ch. D.O. 24Vdc FET, 2ch. High-Speed 24Vdc FET, 4ch. D.I. High-Speed @20kHz.	1763-IN001A-MU-P	1763-UM001-EN-P
1763-L16BWA	Power supply 120/240Vac, 6ch.D.I. 24Vac, 2ch. A.I. + additional 1762 analog module, 6ch. D.O. Relay, 4 ch. D.I. High-Speed @20kHz	1763-IN001A-MU-P	1763-UM001-EN-P
MICROLOGIX 1200 /1200R /1762			
CATALOG NUMBER	DESCRIPTION	Publication INSTALLATION INSTRUCTIONS	Publication USER MANUALS
PROCESSORS			
1762-L24AWA	24 point Controller (120Vac inputs, 240V output, 240Vac input power supply, and CPU)	1762-IN006C-MU-P	1762-UM001B-EN-P
1762-L24AWAR	24 point Controller (120Vac input, 240V output, 240Vac input power supply, and CPU)		1762-UM001-EN-P
1762-L24BWA	24 point Controller (30Vdc inputs, 240V outputs, 240Vac input power supply, and CPU)	1762-IN006C-MU-P	1762-UM001B-EN-P
1762-L24BWAR	24 point Controller (30Vdc inputs, 240V outputs, 240Vac input power supply, and CPU)		1762-UM001-EN-P
1762-L24BWB	24 point Controller (24Vdc inputs and outputs, and 240V relay outputs, 24Vdc power supply, and CPU)	1762-IN006C-MU-P	1762-UM001B-EN-P
1762-L24BWBX	24 point Controller (24Vdc inputs and outputs, and 240V relay outputs, 24Vdc power supply, and CPU)		1762-UM001-EN-P
1762-L24BWBXBR	24 point Controller (30Vdc inputs, 240V outputs, 240Vac input power supply, and CPU)	1762-IN006C-MU-P	1762-UM001B-EN-P
1762-L40AWA	40 point Controller (120Vac inputs, 240V outputs, 240Vac input power supply, and CPU)	1762-IN006C-MU-P	1762-UM001B-EN-P
1762-L40AWAR	40 point Controller (120Vac inputs, 240V outputs, 240Vac input power supply, and CPU)		1762-UM001-EN-P
1762-L40BWA	40 point Controller (30Vdc inputs, 240V outputs, 240Vac input power supply, and CPU)	1762-IN006C-MU-P	1762-UM001B-EN-P
1762-L40BWAR	40 point Controller (30Vdc inputs, 240V outputs, 240Vac input power supply, and CPU)		1762-UM001-EN-P
1762-L40BWB	40 point Controller (24Vdc inputs and outputs, and 240V relay outputs, 24Vdc power supply, and CPU)	1762-IN006C-MU-P	1762-UM001B-EN-P
1762-L40BWBX	40 point Controller (24Vdc inputs and outputs, and 240V relay outputs, 24Vdc power supply, and CPU)		1762-UM001-EN-P
MEMORY MODULES			
1762-MM1	Memory Module	1762-UM001B-EN-P	1762-UM001B-EN-P
1762-MM1RTC	Memory Module with Real-Time Clock	1762-UM001B-EN-P	1762-UM001B-EN-P
I/O MODULES			
1762-IA8	120 Vac input module	1762-IN002A-US-P	1762-UM001B-EN-P
1762-IF20F2	Analog I/O module	1762-IN005A-US-P	1762-UM001B-EN-P
1762-IF4	4 channel analog input module	1762-IN012A-EN-P	1762-UM001B-EN-P
1762-IQ8OW6	DC- Input/ Relay- Output Combination module	1762-IN018-EN-P	
1762-IQ16	24 Vdc input module	1762-IN010A-EN-P	1762-UM001B-EN-P
1762-IQ8	24 Vdc input module	1762-IN004A-US-P	1762-UM001B-EN-P
1762-OA8	240 Vac triac output module	1762-IN007A-EN-P	1762-UM001B-EN-P
1762-OB16	24 Vdc transistor output module	1762-IN011A-EN-P	1762-UM001B-EN-P
1762-OB8	24 Vdc transistor output module	1762-IN008A-EN-P	1762-UM001B-EN-P
1762-OW16	240 Vac relay output module	1762-IN009A-EN-P	1762-UM001B-EN-P
1762-IR4	RTD / Resistance input module	1762-IN014-EN-P	1762-UM003-EN-P
1762-IT4	Thermocouple / mV input module	1762-IN013-EN-P	1762-UM002-EN-P
1762-OF4	Analog Output Module	1762-IN016-EN-P	
1762-OX61	Isolated Relay Output Module	1762-IN017-EN-P	
1762-OW8	240 Vac relay output module	1762-IN003A-US-P	1762-UM001B-EN-P
NETWORK INTERFACES			
1761-NET-ENI	EtherNet interface	1761-IN006C-MU-P	1761-UM006B-EN-P
ACCESSORIES			
1762-RTC	Real-Time Clock Module	1762-UM001B-EN-P	1762-UM001B-EN-P




MICROLOGIX 1400 (embedded discrete and analog I/O)

CATALOG NUMBER	DESCRIPTION	Publication INSTALLATION INSTRUCTIONS	Publication USER MANUALS
1766-L32BWA	Power input 120/240Vac; 12 fast discrete input 24Vdc + 8 normal input 24Vdc, 12 relay output, LCD display, 1 RS232/RS485 isol., 1 Ethernet, 1 RS232 non isol.	1766-IN001B-EN-P	1766-UM001-EN-P
1766-L32AWA	Power input 120/240Vac, 20 discrete ch, 120vac, 12 relay output, LCD display, 1 RS232/RS485 isol., 1 Ethernet, 1 RS232 non isol.	1766-IN001B-EN-P	1766-UM001-EN-P
1766-L32BWB	Power input 24Vdc, 12 fast discrete 24Vdc input + 8 normal 24Vdc input, 6 relay output, 3 fast dc output, 3 normal dc output, LCD display, 1RS232/RS485 isol., 1 Ethernet, 1RS232 non isol.	1766-IN001B-EN-P	1766-UM001-EN-P
1766-L32BWAA	Power 120/240Vac, 12 fast discrete 24Vdc input + 8 Normal 24Vdc input, 12 relay output, 4 analog V in. + 2 analog V out, LCD display, 1 RS232/RS485 isol., 1 Ethernet, 1 RS232 isol.	1766-IN001B-EN-P	1766-UM001-EN-P
1766-L32AWAA	Power input 120/240Vac, 20 discrete 120Vac input, 12 relay output, 4 analog V in. + 2 analog V out, LCD display, 1 RS232/RS485 isol., 1 Ethernet, 1 RS232 non isol.	1766-IN001B-EN-P	1766-UM001-EN-P
1766-L32BWBBA	Power input 24Vdc, 12 fast discrete 24Vdc input, 8 normal 24Vdc inputs, 6 relay output, 3 fast dc output, 3 normal dc output; LCD Display, 1 RS232/485 isol., 1 Ethernet, 1 RS232 non isol.	1766-IN001B-EN-P	1766-UM001-EN-P
1766-MM1	ML 1400 Memory Module	1766-IN010-MU-P	1766-UM001-EN-P
MICROLOGIX 1500 /1764 / 1769			
CATALOG NUMBER	DESCRIPTION	Publication INSTALLATION INSTRUCTIONS	Publication USER MANUALS
PROCESSORS			
1764-LRP	Processor with RS232 communications	1764-IN002A-ML-P	1764-UM001B-EN-P
1764-LSP	Standard Processor	1764-IN002A-ML-P	1764-UM001B-EN-P
MEMORY MODULES			
1764-MM1	Memory Module	1764-UM001B-EN-P	1764-UM001B-EN-P
1764-MM1RTC	Memory Module with Real-Time Clock	1764-UM001B-EN-P	1764-UM001B-EN-P
1764-MM2	Memory (128K) Module	1764-UM001B-EN-P	1764-UM001B-EN-P
1764-MM2RTC	Memory (128K) Module with Real-Time Clock	1764-UM001B-EN-P	1764-UM001B-EN-P
BASIC UNITS			
1764-24AWA	24 point Base Unit (240V input power supply, 120V inputs, 240V output)	1764-UM001B-EN-P	1764-UM001B-EN-P
1764-24BWA	24 point Base Unit (240V input power supply, 30V inputs, 240V outputs)	1764-UM001B-EN-P	1764-UM001B-EN-P
1764-28BWB	28 point Base Unit (24V power supply, 24V inputs, 24V transistor outputs)	1764-UM001B-EN-P	1764-UM001B-EN-P
DEVICENET NETWORK MODULE			
1769-ADN	DeviceNet Adapter module	1769-IN001A-US-P	1769-UM001A-US-P
1769-SDN	DeviceNet Scanner Module	1769-IN060B-EN-P	1769-UM009A-EN-P
I/O MODULES			
1769-IA16	16 Channels 120 Vac digital input module	1769-IN006B-EN-P	
1769-IA8I	8 Channels 120 Vac input module, (isolated channels)	1769-IN012B-EN-P	
1769-IF4	4 channels, 14 bit current / voltage diff. or S.E. analog input	1769-IN048A-EN-P	1769-um002a-en-p.pdf
1769-IF4XOF2	8 bit res. High speed, combination 4 diff. or s.e. input / 2 s.e. output module	1769-IN057A-EN-P	1769-UM008A-EN-P
1769-IF8	8 Channels Analog Voltage / Current input module	1769-IN067B-EN-P	1769-UM002B-EN-P
1769-IF4I	4 Channels Current / Voltage Isolated analog Input	1769-IN074A-EN-P	1769-UM014A-EN-P
1769-IM12	12 Channels 240 Vac digital input module	1769-IN011B-EN-P	
1769-IQ16	16 Channels 24 Vdc input module (sinking or sourcing)	1769-IN007B-EN-P	
1769-IQ16F	16 Channels High Speed 24Vdc Input module	1769-IN064A-EN-P	
1769-IQ32	32 Channels 24Vdc Input module	1769-IN032A-EN-P	
1769-IQ32T	32 Channels High Density 24Vdc Input - Single Wide	1769-IN072A-EN-P	
1769-IQ6XOW4	6 Channels Inputs 24Vdc (sink / source), 4 outputs ac/dc relay	1769-IN050A-EN-P	
1769-IR6	6 Channel RTD input module	1769-IN027A-EN-P	1769-UM005A-EN-P
1769-IT6	6 Channel thermocouple input module	1769-IN026B-EN-P	1769-UM004A-EN-P
1769-OA8	8 channels 240 Vac digital output module	1769-IN055A-EN-P	
1769-OA16	16 Channels 240 Vac digital output module	1769-IN061A-EN-P	
1769-OB8	8 Channels High Power 24Vdc output module	1769-IN063-EN-P	
1769-OB16	16 Channels digital 24 Vdc sourcing, protected output module (0.5A)	1769-IN054A-EN-P	
1769-OB16P	16 Channels digital 24 Vdc sourcing, protected output module (1A)	1769-IN052A-EN-P	
1769-OB32	32 Channels 24Vdc digital output module (sourcing)		
1769-OB32T	32 Point High Density 24Vdc Output Module - Single Wide	1769-IN080A-EN-P	
1769-OF2	2 Channels 14 bit S.E. analog output module	1769-IN049A-EN-P	1769-um002a-en-p.pdf
1769-OF8C	8 Channels S.E. Analog Current output module	1769-IN058A-EN-P	1769-UM002B-EN-P
1769-OF8V	8 Channels S.E. Analog Voltage output module	1769-IN066C-EN-P	1769-UM002B-EN-P
1769-OF4CI	4 Channels Current Isolated Analog output module	1769-IN075A-EN-P	1769-UM014A-EN-P
1769-OF4VI	4 Channel Voltage Isolated Analog output module	1769-IN076A-EN-P	1769-UM014A-EN-P
1769-OG16	16 Channels 5Vdc TTL output module	1769-IN078A-EN-P	
1769-IG16	16 Channels, 5 Vdc TTL input module	1769-IN079A-EN-P	
1769-OV16	16 Channels 24 Vdc digital output module (sinking)	1769-IN056A-EN-P	
1769-OV32T	32 Channels High density 24Vdc Out Sink-Single Wide	1769-IN073B-EN-P	
1769-OW8	8 Channels 240 Vac relay output module	1769-IN051A-EN-P	
1769-OW8I	8 Channels 240 Vac relay output module, isolated channels	1769-IN053A-EN-P	
1769-OW16	16 Channels 240Vac relay output module	1769-IN062A-IT-P	
1769-HSC	2 Channels input, 4 Channels output - High Speed Counter / encoder module	1769-IN030A-EN-P	1769-UM006A-EN-P
1769-BOOLEAN	Boolean 24V Input/Output Boolean Control Module	1769-IN077A-EN-P	1769-UM016A-EN-P
1769-ARM	address reserve module to reserve module slots		
NETWORK INTERFACES			
1761-NET-DNI	DeviceNet interface	1761-5.11-0699	1761-6.5
1761-NET-AIC	AIC+ Interface Converter	1761-5.11-0699	1761-6.4
1761-NET-ENI	EtherNet interface	1761-IN006C-MU-P	1761-UM006B-EN-P
EXTENDED LOCAL I/O LINK INTERFACES			
1769-CLL1	1 meter expansion cable (left to left)	1769-5.15-AUG99	1769-TD001B-EN-P Tech. Data
1769-CLL3	3 meter expansion cable (left to left)	1769-5.15-AUG99	1769-TD001B-EN-P Tech. Data
1769-CRL1	1 meter expansion cable (right to left)	1769-5.15-AUG99	1769-TD001B-EN-P Tech. Data
1769-CRL3	3 meter expansion cable (right to left)	1769-5.15-AUG99	1769-TD001B-EN-P Tech. Data
1769-CRR1	1 meter expansion cable (right to right)	1769-IN014B-EN-P	1769-TD001B-EN-P Tech. Data
1769-CRR3	3 meter expansion cable (right to right)	1769-5.15-AUG99	1769-TD001B-EN-P Tech. Data
POWER SUPPLY			
1769-PA2	240 Vac input, 2A output power supply	1769-IN028A-EN-P	1769-TD001B-EN-P Tech. Data
1769-PA4	240 Vac input, 4A output power supply	1769-IN028A-EN-P	1769-TD001B-EN-P Tech. Data
1769-PB2	30 Vdc input, 2A output power supply	1769-IN028A-EN-P	1769-TD001B-EN-P Tech. Data
1769-PB4	30 Vdc input, 4A output power supply	1769-IN028A-EN-P	1769-TD001B-EN-P Tech. Data
ACCESSORIES			
1764-DAT	Data Access Tool	1764-UM001B-EN-P	1764-UM001B-EN-P
1764-RTC	Real-Time Clock Module	1764-UM001B-EN-P	1764-UM001B-EN-P
1769-ECL	Left end cap	1769-5.16	
1769-ECR	Right end cap	1769-5.16	



COMPACT LOGIX / 1769

CATALOG NUMBER	DESCRIPTION	Publication INSTALLATION INSTRUCTIONS	Publication USER MANUALS
CONTROLLERS			
1769-L20	Processor module, 54KB user memory, with 1 RS232, up to 8 I/O modules	1769-IN047B-EN-P	1769-UM007B-EN-P
1769-L30	Processor module, 256KB user memory, with 2 RS232, up to 16 I/O modules	1769-IN047B-EN-P	1769-UM007C-EN-P
1769-L32E	Processor module, 750KB user memory, with 1 port EtherNet/IP and RS-232 ports, 16 I/O modules	1769-IN020-EN-P	ene1-UM001-EN-P
1769-L32C	Processor module, 750KB user memory, with 1 port ControlNet Network	1769-IN070B-EN-P	1769-UM011F-EN-P
1769-L35E	Processor module with integrated EtherNet/IP and RS-232 ports, 30 I/O modules	1769-IN020-EN-P	ene1-UM001-EN-P
1769-L35CR	Processor module, 1.5MB user memory, 30 I/O modules, RS-232 and ControlNet ports	1769-IN070B-EN-P	1769-UM011F-EN-P
1769-L18ER-BB1B	5370 L1 Controllers - 384KB user memory, DualPort Ethernet DLR, USB, 16 DC inputs / 16 DC outputs, expansion modules and 4 Ethernet nodes, 6	1769-td005-e-n-p	1769-UM021-EN-P rev.1
1769-L18ER-BB1B	5370 L1 Controllers - 512 kB user memory, DualPort Ethernet DLR, USB, 16 DC inputs / 16 DC outputs, expansion modules and 4 Ethernet nodes, 8	1769-td005-e-n-p	1769-UM021-EN-P rev.1
1769-L18ERM-BB1B	5370 L1 Controllers - 512 kB user memory, DualPort Ethernet DLR, USB, 16 DC inputs / 16 DC outputs, expansion modules and 8 Ethernet nodes, 2 axis CIP motion, 8	1769-td005-e-n-p	1769-UM021-EN-P rev.1
1769-L24ER-QB1B	5370 L2 Controllers - 750 kB user memory; embedded I/O : 16 digital input +16 digital output	1769-IN090A-EN-P	1769-UM021D-EN-P rev.1
1769-L24ER-QBFC1B	5370 L2 Controllers - 750 kB user memory; embedded I/O: 16 digital input +16 digital output, 4 universal analog input, 2 analog output, 4 channels HSC	1769-IN090A-EN-P	1769-UM021D-EN-P rev.1
1769-L27ERM-QBFC1B	5370 L2 Controllers - 1MB user memory; embedded I/O: 16 digital input +16 digital output, 4 universal analog input, 2 analog output, 4 channels HSC, 4 axis CIP motion position loop axis, 4 servo drives	1769-IN090A-EN-P	1769-UM021D-EN-P rev.1
1769-L30ERM	5370 L3 Controllers - 1 MB user memory, dual port Ethernet DLR, USB, DeviceNet with 1769-SDN, Compact I/O modules and 16 Ethernet nodes, 4 axis CIP motion, up to 8	1769-PC006A-EN-P	1769-UM021B-EN-P
1769-L30ER	5370 L3 Controllers - 1 MB user memory, DualPort Ethernet DLR, USB, DeviceNet with 1769-SDN, Compact I/O modules and 16 Ethernet nodes, up to 8	1769-PC006A-EN-P	1769-UM021B-EN-P
1769-L30ER-NSE	5370 L3 Controllers - 1 MB user memory, DualPort Ethernet DLR, USB, DeviceNet with 1769-SDN, 8 Compact I/O modules and 16 Ethernet nodes, up to 8	1769-PC006A-EN-P	1769-UM021B-EN-P
1769-L33ERM	5370 L3 Controllers - 2 MB user memory, DualPort Ethernet DLR, USB, DeviceNet with 1769-SDN, 16 Compact I/O modules and 32 Ethernet nodes, 8 axis CIP motion, up to 8	1769-PC006A-EN-P	1769-UM021B-EN-P
1769-L33ER	5370 L3 Controllers - 2 MB user memory, DualPort Ethernet DLR, USB, DeviceNet with 1769-SDN, 16 Compact I/O modules and 32 Ethernet nodes, up to 8	1769-PC006A-EN-P	1769-UM021B-EN-P
1769-L36ERM	5370 L3 Controllers - 3 MB user memory, DualPort Ethernet DLR, USB, DeviceNet with 1769-SDN, 30 Compact I/O modules and 48 Ethernet nodes, 16 axis CIP motion, up to 8	1769-PC006A-EN-P	1769-UM021B-EN-P
DEVICENET NETWORK INTERFACE			
1769-ADN	DeviceNet Adapter module	1769-UM001A-US-P	1769-UM001A-US-P
1769-SDN	DeviceNet Scanner Module	1769-IN060B-EN-P	1769-UM009A-EN-P
I/O MODULES			
1769-IA16	16 Channels 120 Vac digital input module	1769-IN006B-EN-P	
1769-IA8	8 Channels 120 Vac input module (isolated channels)	1769-IN012B-EN-P	
1769-IF4	4 Channels, 14 bit current / voltage diff. or S.E. analog input	1769-IN048A-EN-P	1769-um002a-en-p.pdf
1769-IF4XOF2	8 bit res. High speed, combination 4 diff. or s.e. input / 2 s.e. output module	1769-IN057A-EN-P	1769-UM008A-EN-P
1769-IF8	8 Channels Analog Voltage / Current input module	1769-IN067B-EN-P	1769-UM002B-EN-P
1769-IF4I	4 Channels Current / Voltage Isolated analog Input	1769-IN074A-EN-P	1769-UM014A-EN-P
1769-IM12	12 Channels 240 Vac digital input module	1769-IN011B-EN-P	
1769-IQ16	16 Channels 24 Vdc input module (sinking or sourcing)	1769-IN007B-EN-P	
1769-IQ16F	16 Channels High Speed 24Vdc input module	1769-IN064A-EN-P	
1769-IQ32	32 Channels 24Vdc input module	1769-IN032A-EN-P	
1769-IQ32T	32 Channels High Density 24Vdc input - Single Wide	1769-IN072A-EN-P	
1769-IQ6XOW4	6 Channels Inputs 24Vdc (sink / source), 4 outputs ac/dc relay	1769-IN050A-EN-P	
1769-IR6	6 Channel RTD input module	1769-IN027A-EN-P	1769-UM005A-EN-P
1769-IT6	6 Channel thermocouple input module	1769-IN026B-EN-P	1769-UM004A-EN-P
1769-OA8	8 Channels 240 Vac digital output module,	1769-IN055A-EN-P	
1769-OA16	16 Channels 240 Vac digital output module	1769-IN051A-EN-P	
1769-OB8	8 Channels High Power 24Vdc output module	1769-IN063-EN-P	
1769-OB16	16 Channels digital 24 Vdc sourcing, protected output module (0.5A)	1769-IN054A-EN-P	
1769-OB16P	16 Channels digital 24 Vdc sourcing, protected output module (1A)	1769-IN052A-EN-P	
1769-OB32	32 Channels 24Vdc digital output module (sourcing)		
1769-OB32T	32 Point High Density 24Vdc Output Module - Single Wide	1769-IN080A-EN-P	
1769-OF2	2 Channels 14 bit S.E. analog output module	1769-IN049A-EN-P	1769-um002a-en-p.pdf
1769-OF8C	8 Channels S.E. Analog Current output module	1769-IN065B-EN-P	1769-UM002B-EN-P
1769-OF8V	8 Channels S.E. Analog Voltage output module	1769-IN066C-EN-P	1769-UM002B-EN-P
1769-OF4CI	4 Channels Current Isolated Analog output module	1769-IN075A-EN-P	1769-UM014A-EN-P
1769-OF4VI	4 Channel Voltage Isolated Analog output module	1769-IN076A-EN-P	1769-UM014A-EN-P
1769-OG16	16 Channels 5Vdc TTL output module	1769-IN078A-EN-P	
1769-IG16	16 Channels, 5 Vdc TTL Input module	1769-IN079A-EN-P	
1769-OV16	24 Vdc transistor output module	1769-IN056A-EN-P	
1769-OV32T	32 Channels High density 24Vdc Out Sink-Single Wide	1769-IN073B-EN-P	
1769-OW8	8 Channels 240 Vac relay output module	1769-IN051A-EN-P	
1769-OW8I	8 Channels 240 Vac relay output module, isolated channels	1769-IN053A-EN-P	
1769-OW16	16 Channels 240Vac relay output module	1769-IN062A-IT-P	
1769-HSC	2 Channels input, 4 Channels output - High Speed Counter / encoder module	1769-IN030A-EN-P	1769-UM006A-EN-P
1769-BOOLEAN	Boolean 24V Input/Output Boolean Control Module	1769-IN077A-EN-P	1769-UM016A-EN-P
1769-ARM	address reserve module to reserve module slots	1769-IN071A-EN-P	
1769-BATTERY	Replacement Battery Assembly for CompactLogix Controllers	AG-TD054D-EN-P	
COMPACT FLASH MEMORY CARD			
1784-CF64	Industrial CompactFlash card	see controller user manual	
NETWORK INTERFACES			
1761-NET-DNI	DeviceNet interface	1761-5.11-0699	1761-6.5
1761-NET-AIC	AIC+ Interface Converter	1761-5.11-0699	1761-6.4
1761-NET-ENI	EtherNet interface	1761-IN006C-MU-P	1761-UM006B-EN-P
EXTENDED LOCAL I/O LINK INTERFACES			
1769-CLL1	1 meter expansion cable (left to left)	1769-5.15-AUG99	
1769-CLL3	3 meter expansion cable (left to left)	1769-5.15-AUG99	
1769-CRL1	1 meter expansion cable (right to left)	1769-5.15-AUG99	
1769-CRL3	3 meter expansion cable (right to left)	1769-5.15-AUG99	
1769-CRR1	1 meter expansion cable (right to right)	1769-IN014B-EN-P	
1769-CRR3	3 meter expansion cable (right to right)	1769-5.15-AUG99	
POWER SUPPLY			
1769-PA2	240 Vac input, 2A output power supply	1769-IN028A-EN-P	
1769-PA4	240 Vac input, 4A output power supply	1769-IN028A-EN-P	
1769-PB2	30 Vdc input, 2A output power supply	1769-IN028A-EN-P	
1769-PB4	30 Vdc input, 4A output power supply	1769-IN028A-EN-P	
ACCESSORIES			
1769-ECL	Left end cap	1769-5.16	
1769-ECR	Right end cap	1769-5.16	




FLEX LOGIX / 1794

CATALOG NUMBER	DESCRIPTION	Publication INSTALLATION INSTRUCTIONS	Publication USER MANUALS
PROCESSORS			
1794-L33	FlexLogix Controller with 64 kb memory	1794-IN002E-EN-P	1794-UM001C-EN-P
1794-L34	FlexLogix Controller with .5 Mb memory	1794-IN002C-EN-P	1794-UM001B-EN-P
LOCAL ADAPTERS			
1794-FLA	FlexLogix Local Adapter	1794-IN002B-EN-P	
CONTROLNET NETWORK I/O ADAPTERS			
1794-ACN	ControlNet Adapter with 24 V dc Power Supply	1794-5.8	
1794-ACNR	ControlNet Adapter Redundant With 24 V dc Power Supply	1794-5.48	
1794-ACN15	ControlNet FLEX I/O Adapter Module	1794-5.47	
1794-ACNR15	ControlNet FLEX I/O redundant Adapter Module	1794-IN101-EN-P	
DEVICENET NETWORK I/O ADAPTER			
1794-ADN	DeviceNet Adapter with 24 V dc Power Supply	1794-6.5.5	1794-6.5.5
ETHERNET NETWORK I/O ADAPTER			
1794-AENT	Ethernet/IP Flex I/O Adapter w/ 24 Vdc PS, Twisted pr.	1794-IN082A-EN-P	1794-UM006A-EN-P
1794-AENR	Flex Redundant Ethernet / IP (Dual Port) communications module	1794-IN131-EN-P	1794-UM066-EN-P
1794-AENRXT	Flex Redundant Ethernet / IP (Dual Port) communications module for extended temperature applications	1794-IN131-EN-P	1794-UM066-EN-P
I/O MODULES			
1794-IA8	110 Vac, 8 Digital a.c. input	1794-5.9	
1794-IB10XOB6	24 Vdc, Input/Output Combination Module (10 Inputs-6 Outputs)	1794-5.24 MAR00	
1794-IB16	24 Vdc, 16 sink Digital Input	1794-IN072C-EN-P	
1794-IB16D	24 Vdc, 16 sink Digital Input with Diagnostic	1794-IN096-EN-P	
1794-IB16XOB16P	24 Vdc, combo module, 16 sink input, 16 protected source output	1794-IN083A-EN-P	
1794-IB32	24 Vdc, 32 sink input	1794-IN084B-EN-P	
1794-IBS8	24 Vdc, 8 sink input	1794-5.7	
1794-ID2	24 Vdc, 2 input pulse counter	1794-5.63	
1794-JE4OE2	24 Vdc, Analog Combination Module, 4 Inputs - 2 Outputs	1794-5.15-AUG99	
1794-IE8	24 Vdc, 8 s.e. Analog Input - Selectable	1794-5.6	1794-6.5.2
1794-IE8xOE4	24 Vdc, 8 analog input / 4 Analog output	1794-IN106-EN-P	
1794-IE12	24 Vdc, 12 s.e. non isolated analog input	1794-IN106-EN-P	
1794-IF4I	24 Vdc, 4 source isolated analog input	1794-5.38	1794-6.5.8-FEB00
1794-IP4	12/24 Vdc, 4 input pulse counter	1794-5.64	1794-6.5.16
1794-IR2	RTD, Input Module, 8 inputs	1794-5.22	1794-6.5.4
1794-IRT8	24 Vdc, 8 non isolated thermocouple / RTD / mV input	1794-5.50-OCT99	
1794-IT8	8 Thermocouple/Millivolt Input	1794-IN021C-EN-P	
1794-IV16	24 Vdc, 16 Source Input	1794-5.28	
1794-OA8	110 Vac, 8 Digital a.c. Output	1794-5.10	
1794-OB16	24 Vdc, 16 source Output	1794-5.3	
1794-OB16D	24 Vdc, 16 source Digital Output with Diagnostics	1794-IN096-EN-P	
1794-OB32P	24 Vdc, 32 Source output, protected (2 group of 16)	1794-IN090A-EN-P	
1794-OB8EP	24 Vdc, 8 digital Output, 2A out	1794-IN020B-EN-P	
1794-OB16P	24 Vdc, 16 digital source Output, protected	1794-IN094-EN-P	
1794-OE4	24 Vdc, 4 s.e. Analog Output -Selectable	1794-5.5	1794-6.5.2
1794-OE12	24 Vdc, 12 s.e. Analog output	1794-IN106-EN-P	
1794-OF4I	24 Vdc, 4 source isolated analog output	1794-5.37	1794-6.5.8
1794-OV16	10-50 Vdc, 16 sink Digital Output	1794-5.29	
1794-OV16P	24 Vdc, 16 sink Output, protected	1794-5.52	
1794-OW8	Vac/dc, 8 Isolated N.O. Relay Output	1794-5.19	
CONTROLNET NETWORK INTERFACES			
1788-CNC	ControlNet Logix, daughter, Coax	1788-IN002B-EN-P	
1788-CNCR	ControlNet Logix, daughter, RedundantCoax	1788-IN002B-EN-P	
1788-CNF	ControlNet Logix, daughter, Fiber	1788-IN005A-EN-P	
1788-CNFR	ControlNet Logix, daughter, Redundant Fiber	1788-IN005A-EN-P	
ETHERNET I/P NETWORK INTERFACE			
1788-ENBT	Ethernet/IP daughter card	1788-IN054-EN-P	
POWER SUPPLY			
1794-PS13	Power Supply, 1.3 A	1794-5.69-SEP99	
1794-PS3	Power Supply, 3 A	1794-5.71	
EXTENSION CABLES FOR I/O BASES			
1794-CE1	Extender Cable For I/O Bases, 1 Ft (0.3 m)	1794-5.12	
1794-CE3	Extender Cable For I/O Bases, 3 Ft (0.9 m)	1794-5.12	
ACCESSORIES			
1756-BA1	Cpu Battery Assembly Logix Platforms	AG-5.4-OCT99	




CONTROL LOGIX / 1756


CATALOG NUMBER	DESCRIPTION	Publication INSTALLATION INSTRUCTIONS	Publication USER MANUALS
PROCESSORS			
1756-L55	Logix5555 Processor, no user memory	1756-IN101F-EN-P	1756-UM001B-EN-P
1756-L55M13	Logix5555 Processor with 1.5 Mbyte memory	1756-IN101F-EN-P	1756-UM001B-EN-P
1756-L55M14	Logix5555 Processor with 3.5 Mbyte memory	1756-IN101F-EN-P	1756-UM001B-EN-P
1756-L55M16	Logix5555 Processor with 7.5 Mbyte memory	1756-IN101F-EN-P	1756-UM001B-EN-P
1756-L55M23	Logix5555 Processor with 1.5 Mbyte NV memory	1756-IN101F-EN-P	1756-UM001B-EN-P
1756-L55M24	Logix5555 Processor with 3.5 Mbyte NV memory	1756-IN101F-EN-P	1756-UM001B-EN-P (B)
1756-L63/B	Logix5563 Processor with 8 Mbyte memory	1756-IN101F-EN-P	1756-UM001B-EN-P
1756-L62/B	Logix5562 Processor with 4 Mbyte memory		
1756-L61/B	Logix5561 Processor with 2 Mbyte memory		
1756-L63S/B	GuardLogix processor 5562S- 4 Mbyte Standard memory, 1 Mbyte Safety memory		
1756-L61S/B	GuardLogix processor 5561S- 2 Mbyte Standard Memory, 1 Mbyte Safety memory		
1756-LSP/B	GuardLogix safety partner		
1756-L71	ControlLogix Processor module - user memory 2 MB	1756-PC001B-EN-P	1756-UM001L
1756-L72	ControlLogix Processor module - user memory 4 MB	1756-PC001B-EN-P	1756-UM001L
1756-L73	ControlLogix Processor module - user memory 8 MB	1756-PC001B-EN-P	1756-UM001L
1756-L74	ControlLogix Processor module - user memory 16 MB	1756-PC001B-EN-P	1756-UM001L
1756-L75	ControlLogix Processor module - user memory 32 MB	1756-PC001B-EN-P	1756-UM001L
1756-L76	ControlLogix Processor module - user memory 64 MB	1756-PC001B-EN-P	1756-UM001L
ENERGY STORAGE MODULES (for 1756-L7x controllers)			
1756-ESMCAP	Capacitor - based ESM	1756-IN616A-EN-P	1756-UM001L
1756-ESMNSE	Capacitor - based ESM without WallClockTime backup power	1756-IN616A-EN-P	1756-UM001L
1756-ESMNRM	Secure capacitor-based ESM	1756-IN616A-EN-P	1756-UM001L
SECURE DIGITAL MEMORY CARD (for 1756-L7x controllers)			
1784-SD1	Secure Data Memory Card 1 GB	1756-IN615A-EN-P	1756-UM001L
1784-SD2	Secure Data Memory Card 2 GB	1756-IN615A-EN-P	1756-UM001L
MEMORY MODULES			
1756-M14	Logix5555 3.5 Mbyte Memory	1756-IN101F-EN-P	
1756-M16	Logix5555 7.5 Mbyte Memory	1756-IN101F-EN-P	
1756-M2	Logix5550 1 Mbyte Expansion Memory	1756-IN101F-EN-P	
1756-M23	Logix5555 1.5 Mbyte NV Memory	1756-IN101F-EN-P	
1756-M24	Logix5555 3.5 Mbyte NV Memory	1756-IN101F-EN-P	
1756-M3	Logix5550 2 Mbyte Expansion Memory	1756-IN101F-EN-P	
DEVICENET NETWORK I/O SCANNER			
1756-DNB	DeviceNet Bridge/Scanner	1756-IN566B-EN-P	1756-6.5.19
HARDWARE I/O CHASSIS			
1756-A10	10 Slot ControlLogix Chassis	1756-IN080B-EN-P	
1756-A13	13 Slot ControlLogix Chassis	1756-5.80	
1756-A17	17 Slot ControlLogix Chassis	1756-5.80	
1756-A4	4 Slot ControlLogix Chassis	1756-5.80	
1756-A7	7 Slot ControlLogix Chassis	1756-5.80	
I/O MODULES			
1756-IA16	79-132 VAC Input 16 pts (20 Pin)	1756-IN029C-EN-P	1756-UM058C-EN-P
1756-IA32	79-132 VAC Input 32 pts (36 Pin)	1756-IN583 -EN-P	
1756-IB16ISOE	24/48 VDC Sequence of Events Input Module	1756-IN591 -EN-P	1756-UM528 -EN-P
1756-IH16ISOE	90/140 VDC Sequence of Events Input Module	1756-IN592 -EN-P	1756-UM528 -EN-P
1756-IA16I	79-132 VAC Isolated Input 16 pts (36 Pin)	1756-IN069C-EN-P	1756-UM058C-EN-P
1756-IA8D	79-132 VAC Diagnostic Input 8 pts (20 Pin)	1756-IN059C-EN-P	1756-UM058C-EN-P
1756-IB16	10-31 VDC Input 16 pts (20 Pin)	1756-IN031C-EN-P	1756-UM058C-EN-P
1756-IB16D	10-30 VDC Diagnostic Input 16 pts (36 Pin)	1756-IN069C-EN-P	1756-UM058C -EN-P
1756-IB16I	10-30 VDC Isolated Input 16 pts (36 Pin)	1756-5.11-SEP99	1756-UM058C-EN-P
1756-IB32	10-31 VDC Input 32 pts (36 Pin)	1756-IN027 -EN-P	1756-UM058 -EN-P
1756-IC16	30-60 VDC Input 16 pts (20 Pin)	1756-IN024C-EN-P	1756-UM058C-EN-P
1756-IG16	TTL Input Module	1756-IN584 -EN-P	
1756-OG16	TTL Output Module	1756-IN585 -EN-P	
1756-IF16	Analog Input - Voltage/Current Input Module 16 pts (36 Pin)	1756-IN039-EN-P	1756-UM009 -EN-P
1756-IF6CIS	Sourcing Current Loop Input Module	1756-IN579 -EN-P	1756-UM009 -EN-P
1756-IF4XF02F	Analog 4 Input/2 Output, Current/Voltage (36 Pin)	1756-IN004A-EN-P	1756-UM005A-EN-P
1756-IF6I	Isolated Analog Input - Current/Voltage 6 pts (20 Pin)	1756-IN034C-EN-P	1756-6.5.9
1756-IF8	Analog Input - Current/Voltage 8 pts (36 Pin)	1756-IN040C-EN-P	1756-6.5.9
1756-IF8H	Analog Input Current / Voltage 8 pts with HART protocol (20 Pin)	1756-IN608-EN-P	1756-UM533-EN-P
1756-IH16I	90-146 VDC Isolated Input 16 pts (36 Pin)	1756-IN021C-EN-P	1756-UM058C-EN-P
1756-IH16I	159-265 VAC Isolated Input 16 pts (36 Pin)	1756-IN525-EN-P	1756-UM058C-EN-P
1756-IN16I	10-30 VAC Input 16 pts (20 Pin)	1756-IN022C-EN-P	1756-UM058C-EN-P
1756-IR6I	Isolated RTD Input 6 pts (20 Pin)	1756-5.38-SEP99	1756-6.5.9
1756-IT6I	Isolated Thermocouple / mV Input 6 pts (20 Pin)	1756-IN037 -EN-P	1756-UM009 -EN-P
1756-IT6I2	Enhanced Thermocouple Input Module	1756-IN586 -EN-P	1756-UM009 -EN-P
1756-IV16	10-30 VDC Sourcing Input, 16 pts (20 Pin)	1756-IN006A-EN-P	1756-UM058C-EN-P
1756-IV32	10-30 VDC Sourcing Input, 32 pts (36 Pin)	1756-IN008A-EN-P	1756-UM058C-EN-P
1756-OA16	74-265 VAC Output 16 pts (20 Pin)	1756-IN029C-EN-P	1756-UM058C-EN-P
1756-OA16I	74-265 VAC Isolated Output 16 pts (36 Pin)	1756-5.10-SEP99	1756-UM058C-EN-P
1756-OA8	74-265 VAC 2A Output 8 pts (20 Pin)	1756-IN516C-EN-P	1756-UM058C-EN-P
1756-OA8D	74-132 VAC Diagnostic Output 8 pts (20 Pin)	1756-IN057C-EN-P	1756-UM058C-EN-P
1756-OA8E	74-132 VAC Elec Fused 2A Output 8 pts (20 Pin)	1756-IN518C-EN-P	1756-UM058C-EN-P
1756-OB16D	19-30 VDC Diagnostic Output 16 pts (36 Pin)	1756-IN058D-EN-P	1756-UM058C-EN-P
1756-OB16E	10-31 VDC Elec Fused Output 16 pts (20 Pin)	1756-IN030C-EN-P	1756-UM058C-EN-P
1756-OB16I	10-30 VDC Isolated Output 16 pts (36 Pin)	1756-IN512C-EN-P	1756-UM058C-EN-P
1756-OB32	10-31 VDC Output 32 pts (36 Pin)	1756-IN025-EN-P	1756-UM058 -EN-P
1756-OB8	10-30 VDC 2A Output 8 pts (20 Pin)	1756-IN517C-EN-P	1756-UM058C-EN-P
1756-OB8EI	10-30 VDC Isolated, Elec Fused Output 8pts (36 Pin)	1756-5.19-SEP99	1756-UM058C-EN-P
1756-OC8	30-60 VDC 2A Output 8 pts (20 Pin)	1756-IN025C-EN-P	1756-UM058C-EN-P
1756-OF4	Analog Output - Current/Voltage 4 pts (20 Pin)	1756-5.42-SEP99	1756-6.5.9
1756-OF6CI	Isolated Analog Output - Current 6 pts (20 Pin)	1756-IN036C-EN-P	1756-6.5.9
1756-OF6VI	Isolated Analog Output - Voltage 6 pts (20 Pin)	1756-IN035C-EN-P	1756-6.5.9
1756-OF8	Analog Voltage/Current output 8 pts (20 Pin)	1756-IN041 -EN-P	1756-UM009 -EN-P
1756-OF8H	Analog Voltage / Current output 8 pts with HART protocol (20 Pin)	1756-IN609-EN-P	1756-UM533-EN-P
1756-OH8I	90-146 VDC Isolated 2A Output 8 pts (36 Pin)	1756-5.20-SEP99	1756-UM058C-EN-P
1756-ON8	10-30 VAC 2A Output 8 pts (20 Pin)	1756-IN023C-EN-P	1756-UM058C-EN-P
1756-OV16E	10-30 VDC Elec Fused Sinking Out, 16 pts (20 Pin)	1756-IN007A-EN-P	1756-UM058C-EN-P
1756-OW16I	N.O. Isolated Relay Output 16 pts (36 Pin)	1756-IN011A-EN-P	1756-UM058C-EN-P
1756-OX8I	N.O./N.C. Isolated Relay Output 8 pts (36 Pin)	1756-IN513C-EN-P	1756-UM058C-EN-P
INTELLIGENT I/O MODULES			
1756-HSC	2 Ch/4 Output High Speed Counter (36 Pin)	1756-IN018A-EN-P	1756-UM007A-EN-P
1756-CFM	2 Ch/2 Output Configurable Flowmeter (20 Pin)	1756-IN032B-EN-P	1756-UM010A-EN-P
I/O MODULES CLAMP BLOCKS			
1756-TBCH	36 Pin Screw Clamp Block with Standard Housing	1756-UM058C-EN-P	
1756-TBE	Extended Depth Terminal Block Housing	1756-UM058C-EN-P	
1756-TBNH	20 Pin NEMA Screw Clamp Block with Standard Housing	1756-UM058C-EN-P	
1756-TBS9H	36 Pin Spring Clamp Block with Standard Housing	1756-UM058C-EN-P	
1756-TBSH	20 Pin Spring Clamp Block with Standard Housing	1756-UM058C-EN-P	
CONTROLNET NETWORK INTERFACES			
1756-CNB	ControlNet Bridge	1756-IN571B-EN-P	1756-6.5.3-DEC99
1756-CNBR	ControlNet Redundant Bridge	1756-IN571B-EN-P	1756-6.5.3-DEC99
1756-CN2R	ControlNet Interface module - Redundant	1756-IN607-EN-P	Cnet-UM001-EN-P
1756-CN2	ControlNet Interface module	1756-IN607-EN-P	Cnet-UM001-EN-P
ETHERNET NETWORK INTERFACE			
1756-ENBT	10 / 100 Mbps Ethernet / IP Bridge, Twisted Pair Media		1756-RN582P-EN-E
1756-EWEB	Ethernet / IP Web Server module	1756-IN588-EN-P	ENET-UM527-EN-P
1756-ENBT	Ethernet / IP Bridge module	1756-IN019-EN-P	ENET-UM001-EN-P
1756-EN2T	Ethernet / IP Bridge module	1756-IN603-EN-P	ENET-UM001-EN-P
1756-EN2TR	Redundant Ethernet / IP communications module	ENET-IN002C-EN-P	ENET-UM001J-EN-P
1756-EN3TR	Redundant Ethernet / IP communications module	ENET-IN002C-EN-P	ENET-UM001J-EN-P
1756-EN2F	Redundant Ethernet / IP communications module, fiber optic	ENET-IN002C-EN-P	ENET-UM001J-EN-P




CATALOG NUMBER	DESCRIPTION	Publication INSTALLATION INSTRUCTIONS	Publication USER MANUALS
COMMUNICATION INTERFACES			
1756-DHRIO	ControlLogix Data Highway Plus Remote I/O Communication Interface Module - Fw. 7.x	1756-IN003B-EN-P	1756-UM514-EN-P
1756-DHRIOXT	ControlLogix XT Data Highway Plus Remote I/O communication Interface Module - Fw. 7.x	1756-IN003B-EN-P	1756-UM514-EN-P
POWER SUPPLY			
1756-PA72	ControlLogix 120/240 VAC Power Supply	1756-IN596 -EN-P	
1756-PB72	ControlLogix 24 VDC Power Supply	1756-5.67	
1756-PC75	ControlLogix 48 VDC Power Supply	1756-IN597 -EN-P	
1756-PH75	ControlLogix 125 VDC Power Supply	1756-IN598 -EN-P	
1756-PA75R	85-265 VAC Power Supply, 5V @ 13A output	1756-5.78	
1756-PA75R	85-265 VAC Redundant Power Supply	1756-IN573B-EN-P	
1756-PB75	19.2-32 VDC Power Supply, 5V @ 13A output	1756-5.78	
1756-PB75R	19.2-32 VDC Redundant Power Supply	1756-IN573B-EN-P	
1756-PSCA	Redundant Power supply chassis adapter	1756-IN574B-EN-P	
1756-PSCA2	Redundant Power supply chassis adapter	1756-IN590 -EN-P	
1756-BATM	External mounted battery assembly	1756-IN576A-IT-P	
ACCESSORIES			
1756-BA1	Cpu Battery Assembly Logix Platforms	AG-5.4-OCT99	
1756-A2	Empty Slot Filler		
SYSTEM REDUNDANCY			
1757-SRCx	ControlLogix System Redundancy module	1757-5.14	
1757-SRM	ControlLogix System Redundancy module	1757-IN092C-EN-P	
1756-RM	ControlLogix System Redundancy module	1756-IN092A-EN-P	1756-UM535-EN-P
1756-RM2	ControlLogix System Redundancy module - Fw. 20.xxx	1756-IN092A-EN-P	1756-UM535-EN-P
1756-RM2XT	ControlLogix XT System Redundancy module - Fw. 20.xxx	1756-IN092A-EN-P	1756-UM535-EN-P
CONTROL LOGIX / 1756 XT			
CATALOG NUMBER	DESCRIPTION	Publication INSTALLATION INSTRUCTIONS	Publication USER MANUALS
1756-A4LXT	ControlLogix-XT Chassis	1756-IN005A-EN-P	1756-UM001N-EN-P
1756-A5XT	ControlLogix-XT Chassis	1756-IN005A-EN-P	1756-UM001N-EN-P
1756-A7LXT	ControlLogix-XT Chassis	1756-IN005A-EN-P	1756-UM001N-EN-P
1756-A7XT	ControlLogix-XT Chassis	1756-IN005A-EN-P	1756-UM001N-EN-P
1756-CN2RXT	ControlLogix-XT ControlNet Interface Module	1756-IN634A-EN-P	1756-UM001N-EN-P
1756-EN2TXT	ControlLogix-XT EtherNet / IP Bridge Module	1756-IN635A-EN-P	1756-UM001N-EN-P
1756-EN2TRXT	ControlLogix-XT EtherNet / IP Bridge Module	1756-IN635A-EN-P	1756-UM001N-EN-P
1756-L63XT	ControlLogix-XT Controller	1756-IN633A-EN-P	1756-UM001N-EN-P
1756-PBXT	ControlLogix-XT Power Supply (DC)	1756-IN005A-EN-P	1756-UM001N-EN-P
1756-PAXT	ControlLogix-XT Power Supply (AC)	1756-IN005A-EN-P	1756-UM001N-EN-P
1756-RM0XT	ControlLogix-XT Redundancy Module		1756-UM001N-EN-P
SLC 500 / 1746			
CATALOG NUMBER	DESCRIPTION	Publication INSTALLATION INSTRUCTIONS	Publication USER MANUALS
PROCESSORS			
1747-L514	SLC 5/01 Processor, 4k User Memory	1747-IN011B-MU-P	1747-UM011C-EN-P
1747-L524	SLC 5/02 Processor, 4k User Memory	1747-IN011B-MU-P	1747-UM011C-EN-P
1747-L531	SLC 5/03 Processor, 8K User Memory	1747-IN009B-MU-P	1747-UM011C-EN-P
1747-L532	SLC 5/03 Processor, 12 K User Memory & 4 K Data	1747-IN009B-MU-P	1747-UM011C-EN-P
1747-L541	SLC 5/04 Processor, 12 K User Memory & 4 K Data	1747-IN009B-MU-P	1747-UM011C-EN-P
1747-L542	SLC 5/04 Processor, 28 K User Memory & 4 K Data	1747-IN009B-MU-P	1747-UM011C-EN-P
1747-L543	SLC 5/04 Processor, 60 K User Memory & 4 K Data	1747-IN009B-MU-P	1747-UM011C-EN-P
1747-L551	SLC 5/05 Processor, 16K, Ethernet	1747-IN009B-MU-P	1747-UM011C-EN-P
1747-L552	SLC 5/05 Processor, 32K, Ethernet	1747-IN009B-MU-P	1747-UM011C-EN-P
1747-L553	SLC 5/05 Processor, 64K, Ethernet	1747-IN009B-MU-P	1747-UM011C-EN-P
MEMORIES			
1747-M15	EEPROM adapter	1747-IN061A-EN-P	1747-UM011C-EN-P
1747-M2	EEPROM Memory, 4k	1747-IN010C-MU-P	1747-UM011C-EN-P
1747-M5	Adapter Socket		1747-UM011C-EN-P
I/O SCANNERS			
1747-BSN	Backup scanner module-processor	1747-5.38	1747-UM011C-EN-P
1747-SCNR	ControlNet Scanner	1747-IN059C-EN-P	1747-RM623B-EN-P
1747-SDN	DeviceNet Scanner Module	1747-IN058C-EN-P	
1747-SN	Remote I/O Scanner Module	1747-IN060C-EN-P	
CONTROLNET NETWORK ADAPTERS			
1747-ACN15	ControlNet adapter	1747-IN017C-EN-P	
1747-ACNR15	ControlNet adapter with redundancy	1747-IN017B-EN-P	1747-UM003A-EN-P
REMOTE I/O NETWORK ADAPTER			
1747-ASB	Remote I/O Adapter Module	1747-IN014B-EN-P	
HARDWARE I/O CHASSIS AND CABLES			
1746-A10	10 Slot Rack For Modular Hardware		1746-TD003A-EN-P Technical Data
1746-A13	13 Slot Rack For Modular Hardware		1746-TD003A-EN-P Technical Data
1746-A4	4 Slot Rack For Modular Hardware		1746-TD003A-EN-P Technical Data
1746-A7	7 Slot Rack For Modular Hardware		1746-TD003A-EN-P Technical Data
1746-C7	Rack Interconnect Cable (6 Inch, 0.15 m)		1747-UM011C-EN-P
1746-C9	Rack Interconnect Cable (36 Inch, 0.91 m)		1747-UM011C-EN-P
I/O MODULES			
1746-FIO4I	Fast Analog Module, 2 Inputs-2 Outputs, Current Output	1746-IN008B-EN-P	
1746-FIO4V	Fast Analog Module, 2 Inputs-2 Outputs, Voltage Output	1746-IN008B-EN-P	
1746-IA16	100-120 V ac Input Module, 16 Inputs	1746-IN005A-US-P	
1746-IB16	24 V dc (Sink) Input Module, 16 Inputs	1746-IN005A-US-P	
1746-IB32	24 V dc (Sink) Input Module, 32 Inputs	1746-IN023A-EN-P	
1746-ITB16	24 V dc (Sink) Fast Input Module, 16 Inputs	1746-IN005A-US-P	
1746-ITV16	24 V dc (Source) Fast Input Module, 16 Inputs	1746-IN005A-US-P	
1746-IV16	24 V dc (Source) Input Module, 16 Inputs	1746-IN005A-US-P	
1746-IV32	24 V dc (Source) Input Module, 32 Inputs	1746-IN023A-EN-P	
1746-NI16I	Analog current input	1746-IN001B-US-P	1746-UM001A-US-P
1746-NI16V	Analog voltage input	1746-IN001B-US-P	1746-UM001A-US-P
1746-NI4	Analog Input Module, Selectable Current Or Voltage, 4 inputs	1746-IN008B-EN-P	1746-6.4
1746-NI8	8 Channel Analog Input Module	1746-IN006A-US-P	1746-6.3
1746-NIO4I	Analog Module, 2 Inputs - 2 Outputs, Current Output	1746-IN008B-EN-P	1746-6.4
1746-NIO4V	Analog Module, 2 Inputs - 2 Outputs, Voltage Output	1746-IN008B-EN-P	1746-6.4
1746-NO4I	Analog Output Module, 4 Current Outputs	1746-IN008B-EN-P	1746-6.4
1746-NO4V	Analog Output Module, 4 Voltage Outputs	1746-IN008B-EN-P	1746-6.4
1746-NR4	RTD/Resistance Input Module, 4 Inputs	1746-IN012B-EN-P	1746-6.7
1746-NR8	RTD input module	1746-IN007B-EN-P	1746-UM003A-EN-P
1746-NT4	Thermocouple/mV Input Module, 4 Inputs	1746-IN010B-EN-P	1746-6.1
1746-NT8	8 Channel Analog Input Module	1746-IN015C-EN-P	1746-UM022B-EN-P
1746-OA16	120-240 V ac Output Module, 16 Triac	1746-IN005A-US-P	1746-TD006B-EN-P Technical Data
1746-OA8	120-240 V ac Output Module, 8 Triac	1746-IN005A-US-P	1746-TD006B-EN-P Technical Data
1746-OAP12	85-265 V ac High Current Output Module, 12 Triac	1746-IN005A-US-P	1746-TD006B-EN-P Technical Data
1746-OB16	10-50 V dc (Source) Output Module, 16 Transistor	1746-IN005A-US-P	1746-TD006B-EN-P Technical Data
1746-OB16E	16 Channel, Electronically Protected, Output Module	1746-IN005A-US-P	1746-TD006B-EN-P Technical Data
1746-OB32	10-50 V dc (Source) Output Module, 32 Transistor	1746-IN023A-EN-P	1746-TD006B-EN-P Technical Data
1746-OB32E	32 Channel, Electronically Protected, Output Module	1746-IN023A-EN-P	1746-TD006B-EN-P Technical Data
1746-OB6E	6 Channel, Electronically Protected, Output Module	1746-IN005A-US-P	1746-TD006B-EN-P Technical Data
1746-OBP16	24 V dc (Source) Enhanced Output Module, 16 Transistor	1746-IN005A-US-P	1746-TD006B-EN-P Technical Data
1746-OV16	10-50 V dc (Sink) Output Module, 16 Transistor	1746-IN005A-US-P	1746-TD006B-EN-P Technical Data
1746-OV32	10-50 V dc (Sink) Output Module, 32 Transistor	1746-IN023A-EN-P	1746-TD006B-EN-P Technical Data
1746-OW16	10-250 V ac, 10-125 V dc Relay Module, 16 Outputs	1746-IN005A-US-P	1746-TD006B-EN-P Technical Data
1746-OX8	Isolated Relay Output Module, 8 Outputs	1746-IN005A-US-P	1746-TD006B-EN-P Technical Data
INTELLIGENT I/O MODULES			
1746-HSCE	High Speed Counter/Encoder Input Module	1746-IN011B-EN-P	1746-6.5
1746-HSCE2	High speed counter, 30Vdc input/output	1746-IN002A-US-P	1746-UM002A-US-P
DH+/DH 485 / REMOTE I/O NETWORKS INTERFACES			
1747-C10	Processor To Peripheral Cable		1747-um011c-en-p
1747-C11	Processor To Isolated Link Coupler Cable		1747-um011c-en-p
1747-KE	RS-232 Communications Interface	1747-IN006A-US-P	1747-6.12
1761-NET-AIC	AIC+ Interface Converter	1761-5.11-0699	1761-6.4



CATALOG NUMBER	DESCRIPTION	Publication INSTALLATION INSTRUCTIONS	Publication USER MANUALS
COMMUNICATION INTERFACES			
1746-BAS	Basic Module	1746-IN009A-US-P	1746-UM004A-US-P
1746-BAS-T	BASIC module	1746-IN009A-US-P	1746-UM004A-US-P
1761-CBL-AS03	Cable, SLC 5/01 etc. to AIC+ Port 3, 3m		1764-UM001B-EN-P
1761-CBL-AS09	Cable, SLC 5/01 etc. to AIC+ Port 3, 9m		1764-UM001B-EN-P
POWER SUPPLY			
1746-P1	Power Supply, Rack Mount, 110/240 V ac Input, 2 A Output	1746-IN004B-MU-P	1747-UM011C-EN-P
1746-P2	Power Supply, Rack Mount, 110/240 V ac Input, 5 A Output	1746-IN004B-MU-P	1747-UM011C-EN-P
1746-P3	Power Supply, Rack Mount, 24 V dc Input, 3.6 A Output	1746-IN004B-MU-P	1747-UM011C-EN-P
1746-P4	Power Supply, Rack Mount, 110/240V ac Input, 10 A Output	1746-IN004B-MU-P	1747-UM011C-EN-P
1746-P7	Power Supply, 10-30V dc	1746-IN004B-MU-P	1746-TD003A-EN-P
ACCESSORIES			
1746-N2	Empty Slot Filler		1747-UM011C-EN-P
PROGRAMMING FEATURES			
1747-CP3	RS-232 Programming Cable for SLC5/03, 5/04		1764-UM001B-EN-P
PLC 5 / 1771			
CATALOG NUMBER	DESCRIPTION	Publication INSTALLATION INSTRUCTIONS	Publication USER MANUALS
PROCESSORS			
1771-DMC	Control Co-Processor Module, 256 Kb RAM	1771-IN074A-EN-P	
1771-DMC1	Control Co-Processor Module, 1 Mb RAM with Ethernet	1771-IN074A-EN-P	1785-2.31
1771-DMC4	Control Co-Processor Module, 4 Mb RAM with Ethernet	1771-IN074A-EN-P	1785-2.31
1785-L11B	PLC-5/11 Processor, 8 K RAM	1785-10.4	1785-6.5.12
1785-L20B	PLC-5/20 Processor, 16 K RAM	1785-10.4	1785-6.5.12
1785-L20C	PLC-5/20C Processor With ControlNet, 16 K RAM	1785-10.6	1785-UM022B-EN-P
1785-L20C15	PLC-5/20C Processor With ControlNet, 16 K RAM- RELEASE 1.5		1785-6.22
1785-L20E	PLC-5/20E Processor With Ethernet, 16 K RAM	1785-10.5	1785-6.5.12
1785-L26B	PLC-5/26 Processor, (Protected)		1785-6.5.13
1785-L30B	PLC-5/30 Processor, 32 K RAM	1785-10.4	1785-6.5.12
1785-L40B	PLC-5/40 Processor, 48 K RAM	1785-10.4	1785-6.5.12
1785-L40C	PLC-5/40C Processor With ControlNet, 48 K RAM	1785-10.6	1785-UM022B-EN-P
1785-L40C15	PLC-5/40C Processor With ControlNet, 48 K RAM - RELEASE 1.5		1785-6.22
1785-L40E	PLC-5/40E Processor With Ethernet, 48 K RAM	1785-10.5	1785-6.5.12
1785-L46B	PLC-5/46 Processor (Protected)(1786-1.1 May 1995)		1785-6.5.13
1785-L46L	PLC-5/46L Processor (Protected Local)		1785-6.5.12
1785-L60B	PLC-5/60 Processor, 64 K RAM	1785-10.4	1785-6.5.12
1785-L60C	PLC-5/60C Processor With ControlNet, 64 K RAM	1785-10.6	1785-UM022B-EN-P
1785-L60L	PLC-5/60L Processor (Local), 64 K RAM	1785-10.4	1785-6.5.12
1785-L80B	PLC-5/80 Processor, 100 K RAM	1785-10.4	1785-6.5.12
1785-L80C	PLC-5/80C Processor With ControlNet	1785-10.6	1785-UM022B-EN-P
1785-L80C15	PLC-5/80C Processor With ControlNet - RELEASE 1.5		1785-6.22
1785-L80E	PLC-5/80E Processor With Ethernet, 100 K RAM	1785-10.5	1785-6.5.12
1785-L86B	PLC-5/86 Processor (Protected)		1785-6.5.13
MEMORIES			
1785-MJ	EEPROM Memory Module, 8K	1785-2.7	1785-6.6.1
1785-MK	EEPROM Memory Module, 16k	1785-2.7	1785-6.6.1
1785-MR	RAM Memory Module, 4K		1785-6.6.1
1785-MS	EEPROM Memory Module, 8K		1785-6.6.1
1785-M100	EEPROM Memory, 100 K	1785-5.10	
1785-ME16	EEPROM Memory, 16 K	1785-5.10	
1785-ME32	EEPROM Memory, 32 K	1785-5.10	
1785-ME64	EEPROM Memory, 64 K	1785-5.10	
BACKUP SYSTEMS			
1785-BCM	PLC-5 Backup Communication Module		1785-6.5.4
1785-BEM	PLC-5 Backup Communication Expansion Module		1785-6.5.4
DEVICENET NETWORK SCANNER (2 Channels)			
1771-SDN	DeviceNet Scanner Module	1771-IN014B-EN-P	1771-6.5.118
I/O ADAPTERS			
1771-ALX	Extended Local I/O Adapter Module		1785-6.5.12
1771-ASB	Remote I/O Adapter Module		1771-UM001A-US-P
HARDWARE I/O CHASSIS			
1771-A1B	4 Slot Universal I/O Chassis (Panel Mount)	1771-IN075A-EN-P	1785-6.6.1
1771-A2B	1771 I/O Chassis, 8 Slot	1771-IN075A-EN-P	1785-6.6.1
1771-A3B	1771 I/O Chassis, 12 Slot, 19-inch Rack Mountable or Panel Mountable	1771-IN075A-EN-P	1785-6.6.1
1771-A3B1	12 Slot Universal I/O Chassis (Panel Mount)	1771-IN075A-EN-P	1785-6.6.1
1771-A4B	1771 I/O Chassis, 16 Slot	1771-IN075A-EN-P	1785-6.6.1
I/O MODULES			
1771-DW	Wire Fault Input Module, 12-24 V dc, 7 Inputs		1771-2.69 Product Data
1771-IAD	120V ac Input Module, 16 Inputs	1771-5.23	
1771-IAN	120V ac Input Module, 32 Inputs	1771-5.32	
1771-IBD	10-30V dc Input Module, 16 Inputs	1771-5.75	
1771-IBN	10-30V dc High-True Input Module, 32 Inputs	1771-5.28-APR99	
1771-ID16	120 V ac Isolated Input Module, 16 Inputs	1771-5.70	
1771-IFE	Analog Input Module, 12 bit, 16 Single-Ended or 8 Differential	1771-5.45	
1771-IFMS	Fast Millivolt Input Module, 8 Inputs	1771-5.46	1771-6.5.119
1771-IGD	TTL Input Module, 16 Inputs	1771-5.22	
1771-IND	24V ac Input Module, 16 Inputs	1771-2.96	
1771-IR	RTD Input Module, 3-wire RTDs	1771-5.63	
1771-IXE	Thermocouple/Millivolt Input Module, 8 Inputs	1771-5.64	
1771-IXHR	High Resolution Thermocouple/Millivolt Input Module	1771-5.66	
1771-N2DFLNPRTV	Custom Built Module		1771-6.5.127
1771-NB4S	2, 4-20 mA Inputs -2, 4-20mA Outputs		1771-6.5.127
1771-NB4T	2, Thermocouple/ Millivolt Inputs -2, 4-20mA Outputs		1771-6.5.127
1771-NBRC	6, RTD/OHMS Inputs -2, 4-20mA Outputs		1771-6.5.127
1771-NBSC	6, 4-20mA Inputs -2, 4-20mA Outputs		1771-6.5.127
1771-NB7C	6, Thermocouple/Millivolt Inputs -2, 4-20mA Outputs		1771-6.5.127
1771-NBV1	6, ± 10V ± 20mA Inputs -2, ± 10V Outputs		1771-6.5.127
1771-NBVC	6, ± 5V (4-20mA) Inputs -2, 4-20 mA Outputs		1771-6.5.127
1771-NC15	High Resolution N Series Cable, 15 Ft (4.57 m)		1771-6.5.127
1771-NC6	High Resolution N Series Cable, 6 Ft (1.83 m)		1771-6.5.127
1771-NIS	8, 4-20mA Inputs		1771-6.5.127
1771-NIV	8, ± 5V (4-20mA) Inputs		1771-6.5.127
1771-NIV1	8, ± 10V (4-20mA) Inputs		1771-6.5.127
1771-NIVR	4, ± 5V (4-20mA) Inputs -4, RTD/OHMS Inputs		1771-6.5.127
1771-NIVT	4, ± 5V (4-20mA) Inputs -4, Thermocouple/mV Inputs		1771-6.5.127
1771-NOC	8, ± 20mA Outputs		1771-6.5.127
1771-NOV	8, ± 10V Outputs		1771-6.5.127
1771-NR	8, RTD/OHMS Inputs		1771-6.5.127
1771-NT1	8, Thermocouple/Millivolt Inputs		1771-6.5.127
1771-NT2	8, Thermocouple/-5 to +55mV Inputs		1771-6.5.127
1771-NX1	3, 0-25mA Out -2, 0-50mA Out -1, Thermocouple In -2, RTD In		1771-6.5.127
1771-NX2	2, 0-25mA Out -2, 0-50mA Out -2, Thermocouple In -2, RTD In		1771-6.5.127
1771-NX3	2, 0-25mA Out -2, 0-50mA Out -1, Thermocouple In -3, RTD In		1771-6.5.127
1771-NX4	5, 0-25mA Out -1, 0-50mA Out -1, Thermocouple In -1 RTD In		1771-6.5.127
1771-OAD	120V ac Output Module, 16 Out	1771-5.24	
1771-OBDD	10-60 dc Output Module, 16 Out	1771-5.54	
1771-OBDS	10-40 dc Current Limiting Output Module, 16 Out	1771-5.33	
1771-OBN	10-30 V dc High-True Output Module, 32 Out	1771-5.34	
1771-OD16	120 V ac Isolated Output Module, 16 Outputs	1771-5.21	
1771-ODD	120 V ac Isolated Output Module, 16 Outputs	1771-2.146	
1771-OFE1	Analog 0-10 V Output Module, 12 bit, 4 differential, 1000V isolation	1771-5.44	1771-6.5.3
1771-OFE2	Analog 0-20 mA Output Module, 12 bit, 4 differential, 1000V isolation	1771-5.44	1771-6.5.3
1771-OFE3	Analog 0-50 mA Output Module, 12 bit, 4 differential, 1000V isolation	1771-5.44	1771-6.5.3
1771-OG	TTL Output Module, 8 Out	1771-2.177	
1771-OND	12 V ac Output Module, 16 Out	1771-5.41	
1771-OWN	0-30 V dc (Sink) Output Module, 32 Outputs	1771-6.36-FEB00	
1771-OW16	Contact Output Module, 16 Out	1771-2.206	
1771-OWN	24/120 V ac/dc Contact Output Module, 32 Contacts	1771-5.37	
1771-OWNA	24/120 V ac/dc Contact Output Module, 32 N/O Contacts	1771-5.38	




CATALOG NUMBER	DESCRIPTION	Publication INSTALLATION INSTRUCTIONS	Publication USER MANUALS
INTELLIGENT I/O MODULES			
1771-CFM	Configurable Flowmeter Module, 4 Inputs-4 Outputs	1771-5.43	1771-6.5.99
1771-VHSC	Very High Speed Counter Module	1771-5.42	
HARDWARE I/O CONNECTIONS			
1771-RT41	Remote Termination Panel, 4 Channel with Cold Junction		1771-6.5.117
1771-RT44	Remote Termination Panel		1771-6.5.117
1771-RTP1	Remote Termination Panel with Cold Junction Compensation)		1771 2.193
1771-RTP3	Remote Termination Panel with Resistors and Fuses		1771 2.193
1771-RTP4	Remote Termination Panel		1771 2.193
MULTINETWORK INTERFACES			
1771-AF	Fibre-Optic Converter Module		1771-6.5.36
1771-PT1	Pre-terminated Fiber-Optic Cable, 98Ft (30m)		1771-2.94 Product Data
ETHERNET NETWORK INTERFACES			
1785-ENET	Ethernet Interface Module for PLC-5 Processor		1785-6.5.19
CONTROLNET NETWORK INTERFACES			
1771-ACN	ControlNet Adapter		1771-6.5.123
1771-ACNR	ControlNet Adapter (Redundant)		1771-6.5.123
1771-ACN15	ControlNet 1771 I/O Adapter Module		1771-6.5.124
1771-ACNR15	ControlNet 1771 I/O Adapter Module, Redundant		1771-6.5.124
1785-CHBM	ControlNet PLC-5 Processor Backup System		1785-5.5.24
EXTENDED LOCAL I/O LINK INTERFACES			
1771-CX1 to 30	Local I/O cables (different lengths)		1785-6.5.12
1771-CXT	Local I/O terminator		1785-6.5.12
DH+ / DH 485 / REMOTE I/O NETWORKS INTERFACES			
1785-KE	Data Highway Plus RS-232-C Interface Module		1785-6.5.2
COMMUNICATION INTERFACE			
1771-DB	Basic Module		1771-6.5.113
POWER SUPPLY			
1771-CP1,2,3	Local power supply cables	1771-2.149	
1771-CT	Power Supply Paralleling Cable, 3.75 ft (1.11 m)	1771-2.211	
1771-P4R	Single Slot Mounted Power Supply (Redundant) 120 V ac Input, 8 A Output	1771-5.30	
1771-P4S	Power Supply, 1-slot Module, 8A, 120V ac	1771-2.135	
1771-P5	Power Supply, 2-slot Module, 8a, 24V dc	1771-IN073A-EN-P	
1771-P5E	Double Slot Mounted P. Supply 24 V dc Input, 8 A Output(Sel.Time Delay)	1771-IN073A-EN-P	
1771-P6R	Single Slot Mounted P. Supply (Redundant), 220 V ac Input, 8 A Output	1771-5.30	
1771-P6S	Single Slot Module Power Module,	1771-2.135	
1771-P7	Power Supply, Stand-alone, 16A, 120/220V ac	1771-IN056B-EN-P	
LINE SYNCHRONIZATION MODULE/1402			
CATALOG NUMBER	DESCRIPTION	Publication INSTALLATION INSTRUCTIONS	Publication USER MANUALS
1402-LS51	Line Synchronization Module	1402-5.0	
COMMUNICATIONS			
CATALOG NUMBER	DESCRIPTION	Publication INSTALLATION INSTRUCTIONS	Publication USER MANUALS
1770-CD	Screened Communication Cable		1770-6.2.2
1770-KF2	Data Highway Plus To RS-232 Or RS-422a Interface		1770-6.5.13
1770-KFC	ControlNet Serial/Parallel Interface, ac	1770-5.9	1770-6.5.20
1770-KFC15	ControlNet Serial/Parallel Interface, ac	1770-5.9	1770-6.5.20
1770-KFD	DeviceNet to RS-232 Interface	1770-5.6	
1770-XT	Remote I/O Channel Terminator Plug		
1784-KTC	IBM Interface Card with ControlNet Access Port	1784-5.20	
1784-KTX	IBM PC Interface Card with DH Plus, DH-485 and RIO, 1 Channel		1784-6.5.22-NOV99
1784-KTXD	IBM PC Interface Card with DH Plus DH-485 and RIO, 2 Channels		1784-6.5.22-NOV99
1784-PCIC	ControlNet PCI Bus Unscheduled Messaging	1784-IN003A-EN-P	
1784-PCICS	ControlNet PCI Bus Sched/Unsched Messaging	1784-IN003A-EN-P	
1784-PCID	DeviceNet PCI Bus Messaging	1784-IN004C-EN-P	
1784-PCIDS	DeviceNet PCI Bus Scanner	1784-IN004B-EN-P	
1784-PKCTS	DeviceNet PCI Bus Scanner		
CONTROLNET COMPONENTS AND ACCESORIES			
CATALOG NUMBER	DESCRIPTION	Publication INSTALLATION INSTRUCTIONS	Publication USER MANUALS
1786-BNC	BNC Cable Connector	1786-IN014B-EN-P	
1786-RG6	PVC Quad Shield Coax Cable	1786-5.9	
1786-RPA	ControlNet Modular Repeater Adapter	CNET-IN001A-EN-P	
1786-RPCD	ControlNet Modular Repeater Dual Copper Module	CNET-IN001A-EN-P	
1786-RPFM	ControlNet Modular Repeater Medium-distance Fiber Module	CNET-IN001A-EN-P	
1786-RPFR	Control Fiber Optic Ring Repeater	1786-IN003 -EN-P	
1786-RPFRXL	Control Fiber Optic Ring Repeater	1786-IN003 -EN-P	
1786-RPFS	ControlNet Modular Repeater Short-distance Fiber Module	CNET-IN001A-EN-P	
1786-RPT	ControlNet Coax Repeater, acidic Supplies	1786-5.8	
1786-RPTD	ControlNet Coax Repeater, dc Supply	1786-5.8	
1786-TPR	ControlNet Coax T Tap With Right Angle BNC Connector	1786-5.7	
1786-TPS	ControlNet Coax T Tap With Straight BNC Connector	1786-5.7	
1786-TPYR	ControlNet Coax Y Tap With Right Angle BNC Connector	1786-5.7	
1786-TPYS	ControlNet Coax Y Tap With Straight BNC Connector	1786-5.7	
1786-XT	Terminator Plug	CNET-IN002A-EN-P	
STRATIX 8000 and 8300 ETHERNET MANAGED SWITCHES			
CATALOG NUMBER	DESCRIPTION	Publication INSTALLATION INSTRUCTIONS	Publication USER MANUALS
1783-MS06T	4 10/100 BASE-T Ethernet ports and 2 dual purpose ports, each with a 10/100/1000 BASE-T copper port ...	1783-in005 en-p.pdf	
1783-MS10T	8 10/100 BASE-T Ethernet ports and 2 dual purpose ports, each with a 10/100/1000 BASE-T copper port ...	1783-in005 en-p.pdf	
1783-MX08T	Expansion module with 8 10/100 Base-T copper Ethernet ports	1783-in005 en-p.pdf	
1783-MX08F	Expansion module with 8 100 Base-FX fiber optic Ethernet ports	1783-in005 en-p.pdf	
1783-ETAP	Ethernet/IP Tap 3 Copper ports	1783-in007-en-p.pdf	
1783-ETAP1F	Ethernet/IP Tap 1 Fiber port, 2 copper ports	1783-in 008c-en-p.pdf	
1783-ETAP2F	Ethernet/IP Tap 2 Fiber ports, 1 copper port	1783-in008-en-p.pdf	
1783-RMS06T	6 port layer 3 managed switch	1783-in005 en-p.pdf	
1783-RMS10T	10 port layer 3 managed switch	1783-in005 en-p.pdf	
1783-MCF	64 MB Compact Flash	1783-in005 en-p.pdf	
1783-RMCF	64 MB Compact Flash	1783-in005 en-p.pdf	



CATALOG NUMBER	DESCRIPTION	Publication INSTALLATION INSTRUCTIONS	Publication USER MANUALS
Terminal Bases			
1734-TB	Wiring Base with Removable Screw Terminal	17345.11	
1734-TBS	Wiring Base with Removable Spring Terminal	17345.11	
1734-RTB	Package of Screw Terminal Bases		
1734-RTBS	Package of 5 Spring Terminal Bases		
1734-TBCJC	Screw Terminal Base CJC spring terminal base CJC	1734-in583-en-p	
Digital I/O Modules			
1734-IB2	2 Channels 24Vdc sink input module	1734-in051c-en-p	1734-um001d-en-p
1734-IB4	4 Channels 24Vdc sink input module	1734-in051c-en-p	1734-um001d-en-p
1734-IB8	8 Channels 24Vdc sink input module	1734-in051-en-e	1734-um001d-en-p
1734-IV2	2 Channels 24Vdc sink input module	1734-in051-en-p	1734-um001d-en-p
1734-IV4	4 Channels 24Vdc source input module	1734-in052c-en-p	1734-um001d-en-p
1734-IV8	8 Channels 24Vdc source input module	1734-in052d-en-p	1734-um001d-en-p
1734-OB2E	2 Channels 24Vdc source output module	1734-in056c-en-p	1734-um001d-en-p
1734-OB4E	4 Channels 24Vdc source output module	1734-in056c-en-p	1734-um001d-en-p
1734-OB8	8 Channels 24Vdc source output module	1734-in018-en-p	1734-um001d-en-p
1734-OB2	2 Channels 24Vdc source output module	1734-in018-en-p	1734-um001d-en-p
1734-OB4	4 Channels 24Vdc source output module	1734-in018-en-p	1734-um001d-en-p
1734-OB8E	8 Channels 24Vdc source output module, electronically protected	1734-in056-en-e	1734-um001d-en-p
1734-OB2EP	2 Channels 24Vdc/2A source output module	1734-in586a-en-p	1734-um001d-en-p
1734-OV2E	2 Channels 24Vdc sink output module	1734-in585c-en-p	1734-um001d-en-p
1734-OW4E	4 Channels 24Vdc sink output module	1734-in585c-en-p	1734-um001d-en-p
1734-OV8E	8 Channels 24Vdc sink output module	1734-in585c-en-p	1734-um001d-en-p
1734-OW2	2 Channels 24Vdc Form A relay output module	1734-in055c-en-p	1734-um001d-en-p
1734-OX2	2 Channels 24Vdc Form C relay output module	1734-in587b-en-p	1734-um001d-en-p
1734-IA2	2 Channels 120Vac Input	1734-in010c-en-e	1734-um001d-en-p
1734-IM2	2 Channels 240Vac Input	1734-in058-en-p	1734-um001d-en-p
Analog I/O Modules			
1734-IE2C	2 Channels current analog input module	1734-in053c-en-p	1734-um001d-en-p
1734-IE4C	4 Channels analog current input module	1734-in032c-en-p	1734-um011d-en-p
1734-IE8C	8 Channels analog current input module	1734-in033b-en-p	
1734-OE2C	2 Channels analog current output module	1734-in054d-en-p	1734-um001b-en-p
1734-OE4C	4 Channel analog current output module	1734-in034-en-p	
1734-IE2V	2 Channels voltage analog input module	1734-in001b-en-p	1734-um001b-en-p
1734-OE2V	2 Channels voltage analog output module	1734-in002b-en-p	1734-um001b-en-p
1734-IT2I	2 Channels thermocouple input module	1734-in011b-en-p	1734-um004a-en-p
1734-IR2	2 Channels RTD input module	1734-in012b-en-p	1734-um004a-en-p
Intelligent I/O Modules			
1734-IJ	5Vdc Single Channel Input Counter	1734-IN005D-EN-P	1734-UM006A-EN-P
1734-IK	Single Channel Input Counter 24Vdc	1734-IN006D-EN-P	1734-UM006A-EN-P
1734-VHSC5	Very High Speed Counter 5Vdc	1734-IN004D-EN-P	1734-UM003A-EN-P
1734-VHSC24	Very High Speed Counter 24Vdc	1734-in003d-en-p	1734-um003a-en-p
1734-SSI	SSI Interface module	1734-in581a-en-p	1734-um007a-en-p
PointBlock Modules			
1734D-IB8XOB8E	8 input / 8 output 24Vdc	1734-5.20	
1734D-IB8XOB8ES	8 input / 8 output 24Vdc	1734-5.20	1734-um001b-en-p
1734D-IB8XOW8	8 input / 8 output 24Vdc	1734-5.21	1734-um001b-en-p
1734D-IB8XOW8S	8 input / 8 output 24Vdc	1734-5.21	
1734D-IA8XOW8	8 input / 8 output 120Vac	1734-5.23	1734-um001b-en-p
1734D-IA8XOW8S	8 input / 8 output 120Vac	1734-5.23	
1734D-IB16	16 input 24Vdc	1734D-IN002a-en-p	
1734D-IB16S	16 input 24Vdc	1734D-IN001a-en-p	1734-um001b-en-p
1734D-IA16	16 input 120Vac	1734D-IN001a-en-p	1734-um001b-en-p
1734D-IA16S	16 input 120Vac		
Communication Adapters			
1734-PDN	DeviceNet Interface module	1734-in057b-en-p	
1734-ADN	DeviceNet Adapter module	1734-in026a-en-p	1734-um002b-en-p
1734-ADNX	DeviceNet Adapter module	1734-in026a-en-p	1734-um002c-en-p
1734-AENT	Ethernet Adapter module	1734-in590b-en-p	1734-um011d-en-p
1734-AENTR	Dual Port Ethernet / IP Adapter module	1734-in040b-en-p	1734-um014a-en-p
1734-APB	Profibus Adapter module	1734-in014c-en-p	1734-um005b-en-p
1734-ACNR	Redundant ControlNet Adapter module	1734-in582a-en-p	1734-um008a-en-p
Power Supply			
1734-EP24DC	Point I/O 24Vdc POWER / BUS extension module	1734-IN058A-EN-P	
1734-FPD	Field Power Distribution module	1734-IN059B-EN-P	
1738 ARMOR POINT I/O			
Digital Output Modules			
1738-OB8EM12	24Vdc 8 Source Output w/4 M12s	1738-in001b-en-e	
1738-OB8EM8	24Vdc 8 Source Output w/8 M8s	1738-in001b-en-e	
1738-OB8EM23	24Vdc 8 Source Output w/1 M23		
1738-OB4EM12	24Vdc 4 Source Output w/4 M12s	1738-in001b-en-e	
1738-OB4EM8	24Vdc 4 Source Output w/4 M8s	1738-in001b-en-e	
1738-OB2EM12	24Vdc 2 Source Output w/2 M12s	1738-in001b-en-e	
1738-OB2EPM12	24Vdc 2A Source Output w/2 M12s	1738-in001b-en-e	
1738-OV4EM12	24Vdc 4 Sink Output w/4 M12s	1738-in001b-en-e	
Digital Input Modules			
1738-IB8M12	24Vdc 8 Sink Input w/4 M12s	1738-in002a-en-e	
1738-IB8M8	24Vdc 8 Sink Input w/8 M8s	1738-in002a-en-e	
1738-IB8M23	24Vdc 8 Sink Input w/1 M23	1738-in002a-en-e	
1738-IB4M12	24Vdc 4 Sink Input w/4 M12s	1738-in002a-en-e	
1738-IB4M8	24Vdc 4 Sink Input w/4 M8s	1738-in002a-en-e	
1738-IB2M12	24Vdc 2 Sink Input w/2 M12s	1738-in002a-en-e	
1738-IV4M12	24Vdc 4 Source Input w/4 M12s	1738-in002a-en-e	
1738-IV8M12	24Vdc 8 Source Input w/4 M12s		
1738-IV8M8	24Vdc 8 Source Input w/8 M8s		
1738-IV8M23	24Vdc 8 Source Input w/1 M23		
Analog I/O Modules			
1738-IE2CM12	24Vdc 2 Analog Current Input w/2 M12s	1738-in003a-en-e	
1738-IE2VM12	24Vdc 2 Analog Voltage Input w/2 M12s	1738-in003a-en-e	
1738-OE2CM12	24Vdc 2 Analog Current Output w/2 M12s	1738-in004a-en-e	
1738-OE2VM12	24Vdc 2 Analog Voltage Output w/2 M12s	1738-in004a-en-e	
1738-IT2IM12	24Vdc 2 Thermocouple Input w/2 M12s	1738-in005a-en-e	
1738-IR2M12	24Vdc 2 RTD Input w/2 M12s	1738-in005a-en-e	
AC and Relay I/O Modules			
1738-OW4M12	24Vdc Coil N.O. Relay w/4 M12s	1738-in008a-en-e	
1738-OW4M12AC4	24Vdc Coil N.O. Relay w/4 4-pin AC M12s		
1738-IA2M12AC4	120Vac 2 Input w/2 4-pin AC M12s	1738-in006b-en-b	
1738-IA2M12AC3	120Vac 2 Input w/2 3-pin AC M12s		
1738-OA2M12AC3	120/230 Vac Output w/2 4-pin AC M12s	1738-in007a-en-e	
Speciality Products			
1738-232ASC12	RS232 Interface w/1 M12	1738-in009a-en-e	
1738-485ASC12	RS485 Interface w/1 M12	1738-in010a-en-e	
1738-VHSC24M23	24 Vdc VHSC w/ Source Outputs w/1 M23	1738-in011a-en-e	
1738-LJM23	5V dc Incremental Encoder W/1 M23		
1738-SSIM23	SSI Interface w/1 M23	1738-in013a-en-e	
Adapter Products			
1738-ADN12	DeviceNet Adapter with 2 M12 connectors	1738-in014a-en-e	
1738-ADN18	DeviceNet Adapter with 1 Mini connectors	1738-in014a-en-e	
1738-ADN18P	DeviceNet Adapter with 2 Mini connectors	1738-in014a-en-e	
1738-ADNX	DeviceNet Adapter with with Sub-net expansion (Base - DC/DC - CPU)	1738-in014a-en-e	
1738-APB	Profibus Adapter (Base - DC/DC - CPU)	1738-in015a-en-e	
1738-ACNR	Redundant ControlNet Adapter (Base - DC/DC - CPU)	1738-in016a-en-e	
1738-AENT	EtherNet/IP Adapter (Base - DC/DC - CPU)	1738-in017a-en-e	
Extension Unit			
1738-EXT1	ArmorPoint 1m Bus Extension		
1738-EXT3	ArmorPoint 3m Bus Extension		
Power Supply Products			
1738-FPD	Power Isolation Module		
1738-EP24DC	24 Vdc Power Extension		




CATALOG NUMBER	DESCRIPTION	Publication INSTALLATION INSTRUCTIONS	Publication USER MANUALS
	Cables - single - end		
879-C3AEDM4-S, 889D-w4AC-y, 889R-w4AE-y, 889R-w3AEA-y (w: M=straight; E=rt. Angle; y= (length 2, 5 and 10 m standard)			
	Cables - double - end		
879D-v4ACDM-x, 889D-v4ACDw-x, 889P-v3ABPM-x, 889P-v4ABPM3-x, 889R-F4AERM-x, 889R-F3AERw-x (v: F=straight; R= rt. Angle; M=straight, E=rt. Angle; x= Length (1, 2, 3, 5, and 10m standard)			
	DeviceNet and Auxiliary Power Cables		
1485K-PzF5-R5, 1485R-PzM5-R5, 1485R-PzR5-D5 (z= length 1, 2, 3, 4, 5 and 6 m standard)			
	Auxiliary Power Cables		
889N-v4AFC-y, 889N-v5AFC-y, 889N-V4AFNw-x (v: F= straight, R= rt. Angle; w: U= straight, V= rt. Angle; x= length (1, 2, 3, 6 m standard); y= length (6,12, 20 m standard)			




1790 Digital I/O Device Net Bases

CATALOG NUMBER	DESCRIPTION	Publication INSTALLATION INSTRUCTIONS	Publication USER MANUALS
1790D-OB16	DNet LDX, 24Vdc, 16 sourcing output base, D-shell connector		1790D-TD001B /EP /EN-P
1790D-OV16	DNet LDX, 24Vdc, 16 sinking output base, D-shell connector		1790D-TD001B /EP /EN-P
1790D-OW6	DNet LDX, 6 relay output base, D-shell connector		1790D-TD001B /EP /EN-P
1790D-16BV0	DNet LDX, 24Vdc, 16 universal input, D-shell connector		1790D-TD001B /EP /EN-P
1790D-8BV8B	DNet LDX, 24Vdc, 8 universal input / 8 source output, D-shell conn.		1790D-TD001B /EP /EN-P
1790D-8BV8V	DNet LDX, 24Vdc, 8 universal input / 8 sink output, D-shell connector		1790D-TD001B /EP /EN-P
1790D-TOA6	DNet LDX, 120Vac, 6 output base, terminal block		1790D-TD001B /EP /EN-P
1790D-TOB16	DNet LDX, 24Vdc, 16 source output base, terminal block		1790D-TD001B /EP /EN-P
1790D-TOV16	DNet LDX, 24Vdc, 16 sinking output base, terminal block		1790D-TD001B /EP /EN-P
1790D-TOW6	DNet LDX, 6 relay output base, terminal block		1790D-TD001B /EP /EN-P
1790D-T16BV0	DNet LDX, 24Vdc, 16 universal input, terminal block		1790D-TD001B /EP /EN-P
1790D-T8A0	DNet LDX, 120Vac, 8 input base, terminal block		1790D-TD001B /EP /EN-P
1790D-T8V8B	DNet LDX, 24Vdc, 8 univ. input / 8 source output, terminal block		1790D-TD001B /EP /EN-P
1790D-T8V8V	DNet LDX, 24Vdc, 8 univ. input / 8 sink output, terminal block		1790D-TD001B /EP /EN-P
Digital I/O PROFIBUS Bases			
1790P-TOW6	PROFIBUS, 6 relay out base, terminal block		1790D-TD001B /EP /EN-P
1790P-T8BV8V	PROFIBUS, 24Vdc, 8 univ. input / 8 sink output base, terminal block		1790D-TD001B /EP /EN-P
1790P-T8BV8B	PROFIBUS, 24Vdc, 8 univ. input / 8 source output base, terminal block		1790D-TD001B /EP /EN-P
Digital I/O Expansions			
1790D-OB16X	LDX I/O, 24Vdc, 16 sourcing output, exp. D-shell connector		1790D-TD001B /EP /EN-P
1790D-OV16X	LDX I/O, 24Vdc, 16 sinking output, exp. D-shell connector		1790D-TD001B /EP /EN-P
1790D-OW8X	LDX I/O, 8 relay output, exp. D-shell connector		1790D-TD001B /EP /EN-P
1790D-16BV0X	LDX I/O, 24Vdc, 16 universal input, exp. D-shell connector		1790D-TD001B /EP /EN-P
1790D-8BV8BX	LDX I/O, 24Vdc, 8 universal input / 8 source output, exp. D-shell conn.		1790D-TD001B /EP /EN-P
1790D-8BV8VX	LDX I/O, 24Vdc, 8 universal input / 8 sink output, exp. D-shell conn.		1790D-TD001B /EP /EN-P
1790D-TOA8X	LDX I/O, 120Vac, 8 output, exp. terminal block		1790D-TD001B /EP /EN-P
1790D-TOB16X	LDX I/O, 24Vdc, 16 source output, exp. terminal block		1790D-TD001B /EP /EN-P
1790D-TOV16X	LDX I/O, 24Vdc, 16 sinking output, exp. terminal block		1790D-TD001B /EP /EN-P
1790D-TOW8X	LDX I/O, 8 relay output, exp. terminal block		1790D-TD001B /EP /EN-P
1790D-T16BV0X	LDX I/O, 24Vdc, 16 universal input, exp. terminal block		1790D-TD001B /EP /EN-P
1790D-T8A0X	LDX I/O, 120Vac, 8 input, exp. terminal block		1790D-TD001B /EP /EN-P
1790D-T8V8BX	LDX I/O, 24Vdc, 8 univ. input / 8 source output, exp. terminal block		1790D-TD001B /EP /EN-P
1790D-T8V8VX	LDX I/O, 24Vdc, 8 univ. input / 8 sink output, exp. terminal block		1790D-TD001B /EP /EN-P
Analog I/O DeviceNet Bases			
1790D-4R0	DNet LDX, 4 input RTD base, D-shell connector		1790D-TD001B /EP /EN-P
1790D-4T0	DNet LDX, 4 input thermocouple base, D-shell connector		1790D-TD001B /EP /EN-P
1790D-TNOC2	DNet LDX, 2 output analog current base, D-shell connector		1790D-TD001B /EP /EN-P
1790D-NOV2	DNet LDX, 2 output voltage analog base, D-shell connector		1790D-TD001B /EP /EN-P
1790D-N4C0	DNet LDX, 4 input analog current base, D-shell connector		1790D-TD001B /EP /EN-P
1790D-N4V0	DNet LDX, 4 input voltage analog base, D-shell connector		1790D-TD001B /EP /EN-P
1790D-T4T0	DNet LDX, 4 input thermocouple base, terminal block		1790D-TD001B /EP /EN-P
1790D-TNOC2	DNet LDX, 2 output analog current base, terminal block		1790D-TD001B /EP /EN-P
1790D-TNOC2	DNet LDX, 2 output voltage analog base, terminal block		1790D-TD001B /EP /EN-P
1790D-N4C0	DNet LDX, 4 input analog current base, terminal block		1790D-TD001B /EP /EN-P
1790D-TN4V0	DNet LDX, 4 input voltage analog base, terminal block		1790D-TD001B /EP /EN-P
Analog I/O PROFIBUS Bases			
1790P-T4R0	PROFIBUS, 4 input RTD base, terminal block		1790D-TD001B /EP /EN-P
1790P-T4T0	PROFIBUS, 4 input thermocouple base, terminal block		1790D-TD001B /EP /EN-P
1790P-TNOC2	PROFIBUS, 2 output analog current base, terminal block		1790D-TD001B /EP /EN-P
1790P-TN4C0	PROFIBUS, 4 input analog current base, terminal block		1790D-TD001B /EP /EN-P
Optional Components			
1790-7CMCBL	LDX I/O replacement ribbon cable, 7 cm		1790D-TD001B /EP /EN-P
1790-15CMCBL	LDX I/O longer ribbon cable, 15 cm		1790D-TD001B /EP /EN-P
1799-DNETCON	5-position open style plug for Dnet		1790D-TD001B /EP /EN-P
1799-DNETSCON	5-position open style plug/locking screws for Dnet		1790D-TD001B /EP /EN-P
1799-DNC5MMS	Dnet 5 -position open plug to 5-pin micro male connector, straight		
AmbroBlock I/O System (Enclosed Distributed I/O For DeviceNet) /1792			
1792-IB16A	24 V dc Input Module, 16 Inputs with DeviceNet Adapter, AI Connector	1792-5.3	
1792-IB16S	24 V dc Input Module, 16 Inputs with DeviceNet Adapter, S.S61 Connector	1792-5.3	
1792-IB2XOB2EA	24 V dc Input/Output Module, 2 In-2 Out, with DNet Adapter, AI Connector	1792-2.55	
1792-IB2XOB2ES	24 V dc Input/Output Module, 2 In-2 Out, with DNet Adapter, S.S61 Connector	1792-2.55	
1792-IB4A	24 V dc Input Module, 4 Inputs with DeviceNet Adapter, AI Connector	1792-5.1	
1792-IB4S	24 V dc Input Module, 4 Inputs with DeviceNet Adapter, S.S61 Connector	1792-5.1	
1792-IB8A	24 V dc Input Module, 8 Inputs with DeviceNet Adapter, AI Connector	1792-5.2	
1792-IB8S	24 V dc Input Module, 8 Inputs with DeviceNet Adapter, S.S61 Connector	1792-5.2	
1792-OB4EA	24 V dc Output Module, 4 Outputs with DeviceNet Adapter AI Connector	1792-5.4	
1792-OB4ES	24 V dc Output Module, 4 Outputs with DeviceNet Adapter	1792-5.4	
AmbroBlock MaXum System /1792D			
1792D-IB4D	24Vdc 4 Output Source w/Diagnostics	1792D-5.40	
1792D-IB6VTD	24Vdc 16 Input Sink/Source w/Diagnostics	1792D-IN053A-EN-P	
1792D-2BV0D	24Vdc 2 Input Sink/Source w/Diagnostics	1792D-IN019B-EN-P	
1792D-2BVA2D	24Vdc 2 Input/2 Output Sink/Source Alarm w/Diagnostics	1792D-5.15	
1792D-4BV0D	24Vdc 4 Input Sink/Source w/Diagnostics	1792D-5.17	
1792D-4BVT4D	24Vdc 4 Input/4 Output Sink/Source w/ Diagnostics	1792D-5.12	
1792D-4P0	24Vdc 4 Input Passive	None	
1792D-8BVT0D	24Vdc 8 Input Sink/Source w/Diagnostics	1792D-IN039B-EN-P	
1792D-8BVT8D	24Vdc 8 Input/8 Output Sink/Source w/Diagnostics	1792D-5.20	
1792D-CB12	Cable Base 12mm	1792D-IN009B-EN-P	
1792D-CB18	Cable Base 18mm	1792D-IN036B-EN-P	
1792D-CB18P	Cable Base 18mm w/ Power Input	1792D-IN036B-EN-P	
1792D-CB18PT	Cable Base 18mm w/ double Pass-Through	1792D-IN036B-EN-P	
1792D-CBFM	Cable Base Flat Media	1792D-IN009B-EN-P	
FLEX I/O System / 1794			
			Safety certificates
CATALOG NUMBER	DESCRIPTION	Publication INSTALLATION INSTRUCTIONS	Publication USER MANUALS
1794-ACN	ControlNet Adapter with 24 V dc Power Supply	1794-5.8	
1794-ACNR	ControlNet Adapter (Redundant) With 24 V dc Power Supply	1794-5.48	
1794-ACN15	ControlNet FLEX I/O Adapter Module	1794-5.47	
1794-ACNR15	ControlNet FLEX I/O Adapter Module , redundant	1794-IN101-EN-P	
1794-ACNR15XT	ControlNet FLEX I/O Adapter Module , redundant , extended temperature	1794-in128 en-P	
1794-ADN	DeviceNet Adapter with 24 Vdc Power Supply	1794-5.14	1794-6.5.5
1794-AENT	Ethernet/IP Adapter w/ 24 Vdc PS, Twisted pr	1794-IN082A-EN-P	1794-UM006A-EN-P
1794-APB	Profibus Adapter with 24 Vdc Power Supply	1794-IN087B-EN-P	1794-UM0057B-EN-P
1794-ASB	Remote I/O Adapter with 24 Vdc Power Supply	1794-5.11	1794-UM009B-EN-P
1794-ASB2	Remote I/O Adapter with 24 Vdc Power Supply	1794-IN044C-EN-P	
1794-IA8	110 Vac Input Module, 8 Inputs	1794-5.9	
1794-IB10XOB6	24 Vdc Input/Output Combination Module 10 Inputs-6 Outputs	1794-5.24 MAR00	
1794-IB10XOB6XT	24 Vdc Input/Output Combination Module 10 Inputs-6 Outputs, extended temperature	1794-in124 en-p	
1794-IB16	24 Vdc (Sink) Input Module, 16 Inputs	1794-IN072C-EN-P	
1794-IB16XT	24 Vdc (Sink) Input Module, 16 Inputs, extended temperature	1794-in125-en-p	
1794-IB16D	24 Vdc digital Input Module with Diagnostic	1794-IN006-EN-P	
1794-IB16XOB16P	24 Vdc combo module, 16 sink in, 16 protected source out	1794-IN083A-EN-P	
1794-IB32	24 Vdc 32 sink input	1794-IN084B-EN-P	
1794-IBBS	24 Vdc Sensor Input Module, 8 Inputs	1794-5.7	
1794-ID2	24 Vdc 2 input pulse counter	1794-5.63	
1794-IE4XOE2	24 Vdc Analog Combination Module, 4 Inputs - 2 Outputs	1794-5.15-AUG99	
1794-IE4XOE2XT	24 Vdc Analog Combination Module, 4 Inputs - 2 Outputs, extended temperature	1794-in125 en-p	
1794-IE8	24 Vdc Analog Input Module, 8 Inputs - Selectable	1794-5.6	1794-6.5.2
1794-IE8XT	24 Vdc Analog Input Module, 8 Inputs - Selectable, extended temperature	1794-5.11	
1794-IE8XOE4	24 Vdc 8 analog Input/ 4 analog output	1794-IN106-EN-P	
1794-IE12	24 Vdc 12 s.e. analog non isolated Input	1794-IN106-EN-P	
1794-IF4I	24 Vdc 4 isolated analog input I / V	1794-5.38	1794-6.5.8-FEB00
1794-IF8HNFXT	24 Vdc 8 single ended isolated 0-20 mA 4-20mA 16 bit unipolar HART input	1794-IN134A-EN-P	1794-TD018A-EN-E
1794-IF2XOF2IXT	24 Vdc analog 2 Input, 2 output isolated combined module, extended temperature	1794-in129-en-p	



CATALOG NUMBER	DESCRIPTION	Publication INSTALLATION INSTRUCTIONS	Publication USER MANUALS
1794-IF4XT	4 Channel Isolated analog input, extended temperature	1794-IN129-en-p	
1794-IF4CFXT	4 Channel Isolated analog input, extended temperature , Minor firmware change.	1794-IN129-en-p	
1794-IJ2XT	2 Input Frequency Module, extended temperature	1794-IN049-en-p	
1794-IP4	12 /24 Vdc 4 input pulse counter	1794-5.64	1794-6.5.16
1794-IR8	RTD, Input Module, 8 Inputs		1794-6.5.4
1794-IRT8	24 Vdc Thermocouple/RTD / mv input module	1794-5.50-OCT99	
1794-IRT8XT	24 Vdc 8 channel Thermocouple/RTD / mv	1794-IN050-en-p	
1794-IT8	Thermocouple/Millivolt Input Module, 8 Inputs	1794-IN021C-EN-P	
1794-IV16	24 Vdc (Source) Input Module, 8 Inputs	1794-5.28	
1794-OA8	110 Vac Output Module, 8 Outputs	1794-5.10	
1794-OB16	24 Vdc (Source) Output Module, 16 Outputs	1794-5.3	
1794-OB16D	24 Vdc Digital Output Module with Diagnostics	1794-IN096-EN-P	
1794-OB16P	24 Vdc Output Module	1794-IN094-EN-P	
1794-OB16PXT	24 Vdc 16 Point Protected Source Output Module,extended temperature	1794-IN124-en-p	
1794-OB32P	24 Vdc source output, protected 32 point	1794-IN090A-EN-P	
1794-OB8EP	24 Vdc Output Module, 8 Outputs	1794-IN020B-EN-P	
1794-OB8EPXT	24 Vdc Electronically protected 8 Output Module, extended temperature	1794-IN124-en-p	
1794-OE4	24 Vdc Analog Output Module, 4 Outputs-Selectable	1794-5.5	1794-6.5.2
1794-OE4XT	4 channel Analog output, extended temperature	1794-IN125-en-p	
1794-OE12	24 Vdc Analog Module	1794-IN106-EN-P	
1794-OF4I	24 Vdc source isolated analog 4 output	1794-5.37	
1794-OF4IXT	4 channel Isolated analog output, extended temperature	1794-IN129-en-p	1794-6.5.8
1794-OV16	10-50 V dc (Sink) Output Module, 16 Outputs	1794-5.29	
1794-OV16P	24 Vdc 16 sink output, protected	1794-5.52	
1794-OW8	24Vdc Isolated Relay Output Module, 8 Outputs	1794-5.19	
1794-OW8XT	24Vdc Isolated Relay Output Module, 8 Outputs, extended temperature	1794-IN124-en-p	
1794-CE1	Extender Cable For IO Bases, 1 Ft (0.3 m)	1794-5.12	
1794-CE3	Extender Cable For IO Bases, 3 Ft (0.9 m)	1794-5.12	
1794-PS1	Power Supply, 110 240 V ac Input, 24 V dc 1A Output	1794-5.35	
1794-PS13	Power Supply, 1.3 A	1794-5.69-SEP99	
1794-PS3	Power Supply, 3 A	1794-5.71	
1794-TB2	Terminal Base, 2 Wire	1794-IN070B-EN-P	
1794-TB3	Terminal Base 16 I/O	1794-IN092-en-p	
1794-TB3K	Terminal Base 16 I/O conformally coated	1794-IN092-en-p	
1794-TB32	Terminal Base, 32 point, screw style	1794-IN085A-EN-P	
1794-TB32S	Terminal Base, 32 point, spring style	1794-IN085A-EN-P	
1794-TB3G	Grounded Terminal Base with grounds- Screw	1794-IN092-en-p	
1794-TB3GK	Terminal base with grounds, conformally coated	1794-IN092-en-p	
1794-TB3GS	Grounded Terminal Base - Spring	1794-IN092-en-p	
1794-TB3S	Terminal Base, 3 Wire, Spring Clamp	1794-IN092-en-p	
1794-TB3SK	Terminal Base, 16 I/O, Spring Clamp, Conformally coated	1794-IN092-en-p	
1794-TB3T	Temperature Terminal Base, 16/I/O Chassis Ground Wire For 1794-IT8	1794-IN092-en-p	
1794-TB3TK	Terminal Base, 16 I/O, Chassis Ground, CJC conformally coated	1794-IN092-en-p	
1794-TB3TS	Temperature Terminal Base, 3 Wire, Spring Clamp	1794-IN092-en-p	
1794-TBN	Terminal Base 16 I/O, 264Vac	1794-IN092-en-p	
1794-TBNF	Fused Terminal Base, 2 Wire	1794-IN017B-EN-P	
1794-TB37DS	Flex I/O terminal base , 37 pin D-shell	1794-IN107A-EN-P	
1794-TB62DS	Flex I/O terminal base , 62 pin D-shell	1794-IN107A-EN-P	




FLEX Ex I/O System / 1797


CATALOG NUMBER	DESCRIPTION	Publication INSTALLATION INSTRUCTIONS	Safety certificates
COMMUNICATION ADAPTER			
1797-ACNR15	Dual Media ControlNet Ex 1.5 Adapter	1797-5.14	DMT 99 ATEX E 008 X ; II 2 G EEx ib IIB/II C T4
1797-RPA	ControlNet Ex Coax Drop Repeater	1797-5.15	DMT 99 ATEX E 011 X II (1) 2 G EEx ia/ib IIB/II C T4
1797-RPFM	ControlNet Ex Fiber Media Port Adapter	1797-5.15	DMT 99 ATEX E 011 X II (1) 2 G EEx ia/ib IIB/II C T4
1797-BCNR	Redundant ControlNet Barrier module	1797-5.35	DMT 99 ATEX E 065 X II (1) 2 G SYST EEx ia/ib IIB/II C T4
1797-BIC	Bus Isolator Module	1797-5.13	DMT 00 ATEX E 056 II (2) G [EEx ib] IC
1797-CEC	Flexbus Connector module	1797-5.13	
DIGITAL DC INPUT MODULE			
1797-IBN16	16 point non - isolated Namur input module	1797-5.7	DMT 98 ATEX E 013 X ; II (1) 2G EEx ia/ib IIB/II C T4
DIGITAL DC OUTPUT MODULE			
1797-OB4D	4 source 24Vdc	1797-5.6	DMT 98 ATEX E 040 X II (1) 2G EEx ia/ib IIB/II C T4
ANALOG INPUT MODULES			
1797-IE8	8 S.E. 0...20mA	1797-5.5	DMT 98 ATEX E 020 X
1797-IE8H	8 S.E. 0...20mA (HART / FDT Sw.)	1797-5.5.3	II (1) 2G EEx ia/ib IIB/II C T4
1797-IE8NF	8 S.E. 0...20mA (with noise filter)		
RTD / THERMOCOUPLE / mV INPUT MODULE			
1797-IRT8	8 ch. 0 to 500 ohm-2, 3, 4 wire / B.E.J.K.N.R.S.T / -40 to 100mV diff.	1797-5.4 1797-5.5.2	DMT 98 ATEX E 023 X
ANALOG OUTPUT MODULES			
1797-OE8	8 S.E. 4...20 mA	1797-5.3	DMT 00 ATEX E 042
1797-OE8H	8 S.E. 4...20 mA (support pass-through of HART commands / FDT Sw.)	1797-5.5.1	II (1) 2G EEx ia/ib IIB/II C T4
FREQUENCY COUNTER MODULE I/O			
1797-IJ2	2 In 32kHz, pickup: 50 - 500mV, NAMUR 8V, 8mA, Flowmeter 3V / 6V	1797-5.9 1797-5.5.4	DMT 98 ATEX E 033 X II (1) 2G EEx ia/ib IIB/II C T4
AC POWER SUPPLY			
1797-PS1E	Operating range: 85...253Vac, input power: 55W, Output power 34W	1797-5.33	DMT 02 ATEX E 253 X II 2G EEx de IIB/II C T4
DC POWER SUPPLY			
1797-PS2E2	Operating range: 18...32V dc, input power 55W, Output power 34W	1797-5.8	DMT 02 ATEX E 253 X II 2G EEx de IIB/II C T4
TERMINAL BASES			
1797-TB3	1 row of 16, 2 rows of 18, Cage - clamp	1797-5.1	DMT 98 ATEX E 012 U II 2G EEx ia IC T4
1797-TB3S	1 row of 16, 2 rows of 18, Spring-clamp		
CONTROL NET EX SYSTEM			
1797-6.5.6			
DMT 99 ATEX E 065 X			
Embedded I/O for DeviceNet / 1799			
1799-D10U10BZC	10 Input / 10 Output sourcing embedded I/O board	1799-IN010A-EN-P	
1799-D10U10VZC	10 Input / 10 Output sinking embedded I/O board	1799-IN010A-EN-P	
1799-D16U16BAGL	16 Input / 16 Output sourcing with analog embedded I/O board	1799-IN010A-EN-P	
1799-D16U16VAGL	16 Input / 16 Output sinking with analog embedded I/O board	1799-IN010A-EN-P	

ELECTRONIC OPERATOR INTERFACES

CATALOG NUMBER	DESCRIPTION	Publication INSTALLATION INSTRUCTIONS	Publication USER MANUALS
DATALINER /2706			
2706-E23J16	2 Line, 16K		2705-UM001A-EN-P
2706-E23J16B1	1 Line With Remote I/O Option		2705-UM001A-EN-P
2706-E23J32	2 Line, 32K		2705-UM001A-EN-P
2706-E23J32B1	2 Line, With Remote I/O Option		2705-UM001A-EN-P
2706-E43J128	4 Line, 128K		2705-UM001A-EN-P
2706-E43J128B1	4 Line with Remote I/O Option		2705-UM001A-EN-P
2706-E43J32	4 Line, 32 K		2705-UM001A-EN-P
2706-E43J32B1	4 Line With Remote I/O Option		2705-UM001A-EN-P
2706-E43J64	4 Line, 64K		2705-UM001A-EN-P
2706-E43J64B1	4 Line With Remote I/O Option		2705-UM001A-EN-P
PANELVIEW PLUS 2711			
2711P-RPA	Logic Module, Internal AC power supply, no memory installed	2711P-IN001E-EN-P	2711P-UM001E-EN-P
2711P-RP1A	Logic Module, internal AC power supply, 64 MB internal CF card, 64 MB internal RAM, closed OS	2711P-IN001E-EN-P	2711P-UM001E-EN-P
2711P-RP2A	Logic Module, internal AC power supply, 128 MB internal CF card, 128 MB internal RAM, closed OS	2711P-IN001E-EN-P	2711P-UM001E-EN-P
2711P-RP3A	Logic Module, internal AC power supply, 256 MB internal CF card, 256 MB internal RAM, closed OS	2711P-IN001E-EN-P	2711P-UM001E-EN-P
2711P-RP5A	Logic Module, Internal AC power supply, 64 MB internal CF card, 64 MB internal RAM, open OS	2711P-IN001E-EN-P	2711P-UM001E-EN-P
2711P-RP6A	Logic Module, Internal AC power supply, 128 MB internal CF card, 128 MB internal RAM, open OS	2711P-IN001E-EN-P	2711P-UM001E-EN-P
2711P-RP7A	Logic Module, Internal AC power supply, 256 MB internal CF card, 256 MB internal RAM, open OS	2711P-IN001E-EN-P	2711P-UM001E-EN-P
2711P-RP8A	Logic Module, Internal AC power supply, 512 MB internal CF card, 256 MB internal RAM, open OS	2711P-IN001E-EN-P	2711P-UM001E-EN-P
2711P-RDB10CM	Display Module - 10" Touchscreen plus Keyboard display	2711P-IN001E-EN-P	2711P-UM001E-EN-P
2711P-RDT10CM	Display Module - 10" Touchscreen, only display	2711P-IN001E-EN-P	2711P-UM001E-EN-P
2711P-RDB7CM	Display Module - 7" Touchscreen plus Keyboard display	2711P-IN001E-EN-P	2711P-UM001E-EN-P
2711P-RDT7CM	Display Module - 7" Touchscreen, only display	2711P-IN001E-EN-P	2711P-UM001E-EN-P
2711P-RN1S5	ControlNET Communication Module	2711P-IN003B-MU-P	2711P-UM001E-EN-P
2711P-RP1D	Logic module with 64 MB Flash/ 64 MB RAM memory, isolated DC input	2711P-IN001E-EN-P ; 2711P-IN004H-EN-P	
2711P-RP2D	Logic module with 128 MB Flash/ 128 MB RAM memory, isolated DC input	2711P-IN001E-EN-P ; 2711P-IN004H-EN-P	
2711P-RP3D	Logic module with 256 MB Flash/ 256 MB RAM memory, isolated DC input	2711P-IN001E-EN-P ; 2711P-IN004H-EN-P	
2711P-RP6D	Panel View Plus CE Logic Module with 128 MB Flash / 128 MB RAM, isolated DC input	2711P-IN001E-EN-P ; 2711P-IN004H-EN-P	
2711P-RP7D	Panel View Plus CE Logic Module with 256 MB Flash / 256 MB RAM, isolated DC input	2711P-IN001E-EN-P ; 2711P-IN004H-EN-P	
2711P-R64 / 128 / 256	RAM Memory 64MB / 128MB / 256MB RAM	2711P-IN004G-EN-P	2711P-UM001E-EN-P
2711P-RW 5 / 6 / 7 / 8	Internal CompactFlash 64MB, 128MB, 256MB closed OS	2711P-IN004G-EN-P	2711P-UM001E-EN-P
2711P-RW 5 / 6 / 7 / 8	Internal CompactFlash 64MB, 128MB, 256MB, 512MB open OS	2711P-IN004G-EN-P	2711P-UM001E-EN-P
2711P-RC2 / RC3 / RC4	External CompactFlash 128MB, 256MB, 512MB	2711P-IN008B-MU-P	2711P-UM001E-EN-P
2711P-RP8D	Logic Module with isolated DC supply and WIN CE Core Operating System	2711P-IN029A-EN-P	2711P-UM006E-EN-P
2711P-RP8DK	Logic Module with isolated DC supply and WIN CE Core Operating System and conformal coating	2711P-IN029A-EN-P	2711P-UM006E-EN-P
2711P-RP9D	Logic Module with isolated DC supply and WIN CE Pro Operating System and conformal coating	2711P-IN029A-EN-P	2711P-UM006E-EN-P
2711P-RP9DK	Logic Module with isolated DC supply and WIN CE Pro Operating System and conformal coating	2711P-IN029A-EN-P	2711P-UM006E-EN-P
2711P-RP9A	Logic Module with AC supply and WIN CE Core Operating System	2711P-IN029A-EN-P	2711P-UM006E-EN-P
2711P-RP9AK	Logic Module with AC supply and WIN CE Core Operating System	2711P-IN029A-EN-P	2711P-UM006E-EN-P




PANELVIEW 5510 panel-mounted display 2715P		Publication	Publication
CATALOG NUMBER	DESCRIPTION	INSTALLATION INSTRUCTIONS	USER MANUALS
2715P-B7CD	Color TFT LCD 6.5" 640x480 VGA/ 4:3 Touch with keypad plus menu navigation button P.S. 24Vdc	2715P-TD001A-EN-P	2715P-UM001B-EN-P
2715P-T7CD	Color TFT LCD 6.5" 640x480 VGA/ 4:3 Touch plus menu navigation button P.S. 24Vdc		
2715P-T7WD	Color TFT LCD 7" 800x480 WGA/ 5:3 Touch plus menu navigation button P.S. 24Vdc		
2715P-T9WD	Color TFT LCD 9" 800x480 WGA/ 5:3 Touch plus menu navigation button P.S. 24Vdc		
2715P-B10CD	Color TFT LCD 10.4" 800x600 SVGA/ 4:3 Touch with keypad plus menu navigation button P.S. 24Vdc		
2715P-T10CD	Color TFT LCD 10.4" 800x600 SVGA/ 4:3 Touch plus menu navigation button P.S. 24Vdc		
2715P-T12WD	Color TFT LCD 12.1" 1024x768 XGA/ 4:3 Touch plus menu navigation button P.S. 24Vdc		
2715P-B15CD	Color TFT LCD 15" 1024x768 XGA/ 4:3 Touch with keypad plus menu navigation button P.S. 24Vdc		
2715P-T15CD	Color TFT LCD 15" 1024x768 XGA/ 4:3 Touch plus menu navigation button P.S. 24Vdc		
2715P-T19CD	Color TFT LCD 19" 1280x800 WXGA/ 16:10 Touch plus menu navigation button P.S. 24Vdc		
Catalog numbers may also be followed by B, X or k			
"B" Blank bezel without AB trademark			
"K" Denotes conformal coating			
"X" Optional character may be marked to supplement , reconditioned indication in listing Mark			
Operating temperature : 0 to 55°C			
Enclosure protection NEMA and UL Type 12, 13, 4X , IP66 (IEC60529)			
DATALINER /2706			
2706-E23J16	2 Line, 16K		2705-UM001A-EN-P
2706-E23J16B1	1 Line With Remote I/O Option		2705-UM001A-EN-P
2706-E23J32	2 Line, 32K		2705-UM001A-EN-P
2706-E23J32B1	2 Line With Remote I/O Option		2705-UM001A-EN-P
2706-E43J28	4 Line, 128K		2705-UM001A-EN-P
2706-E43J128B1	4 Line with Remote I/O Option		2705-UM001A-EN-P
2706-E43J32	4 Line, 32 K		2705-UM001A-EN-P
2706-E43J32B1	4 Line With Remote I/O Option		2705-UM001A-EN-P
2706-E43J64	4 Line, 64K		2705-UM001A-EN-P
2706-E43J64B1	4 Line With Remote I/O Option		2705-UM001A-EN-P
871A-CS4-DM3	Cable assembly, micro-male to conductor, 9.8ft (3m)		
871A-CS4-DM3D	Extended cable assembly, micro-male to micro-female, 9.8ft (3m)		
871A-CS4-DM3D5	Cable assembly, micro-male to micro-female (5-pin) 9.8ft (3m)		
871A-CS4-DM3N	Cable assembly, micro-male to mini-female, 9.8ft (3m)		
871A-CS4-DM5X	Cable assembly, micro-male to mini-female (splitter)		
871AS-CS3-DN5	Power cable, mini connector (3 Pole) to conductor, 16ft (5m)		
871AS-CS4-DM1	Cable assembly, micro-male to conductor, 3.3ft (1m)		
871AS-CS4-DM1D	Extended cable assembly, micro-male to micro-female, 3.3ft (1m)		
871AS-CS4-DM1D5	Cable assembly, micro-male to micro-female (5-pin) 3.3ft (1m)		
871AS-CS4-DM1N	Cable assembly, micro-male to mini-female, 3.3ft (1m)		
871AS-CS4-DM2	Cable assembly, micro-male to conductor, 6.6ft (2m)		
871AS-CS4-DM2D	Extended cable assembly, micro-male to micro-female, 6.6ft (2m)		
871AS-CS4-DM2D5	Cable assembly, micro-male to micro-female (5-pin) 6.6ft (2m)		
871AS-CS4-DM2N	Cable assembly, micro-male to mini-female, 6.6ft (2m)		
871AS-CS4-DM3	Cable assembly, micro-male to conductor, 9.8ft (3m)		
871AS-CS4-DM3D	Extended cable assembly, micro-male to micro-female, 9.8ft (3m)		
871AS-CS4-DM3D5	Cable assembly, micro-male to micro-female (5-pin) 9.8ft (3m)		
871AS-CS4-DM3N	Cable assembly, micro-male to mini-female, 9.8ft (3m)		
871AS-CS4-DM5X	Cable assembly, micro-male to mini-female (splitter)		
DeviceNet Communication Accessories and Cables / 1485			
CATALOG NUMBER	DESCRIPTION	Publication	Publication
		INSTALLATION INSTRUCTIONS	USER MANUALS
1485AS-T1M5	DeviceNet terminator, mini-male, stainless steel		
1485AS-T1N5	DeviceNet terminator, mini-female, stainless steel		
1485A-T1M5	DeviceNet terminator, mini-male	1485-CG001A-EN-P Catalog Guide	
1485A-T1N5	DeviceNet terminator, mini-female	1485-CG001A-EN-P Catalog Guide	
1485C-P10N5-M5	Thick cable assembly, mini-male-female, 32ft (10m)	1485-CG001A-EN-P Catalog Guide	
1485C-P1N5-M5	Thick cable assembly, mini-male-female, 3.3ft (1m)	1485-CG001A-EN-P Catalog Guide	
1485C-P2N5-M5	Thick cable assembly, mini-male-female, 6.6ft (2m)	1485-CG001A-EN-P Catalog Guide	
1485C-P3N5-M5	Thick cable assembly, mini-male-female, 9.8ft (3m)	1485-CG001A-EN-P Catalog Guide	
1485C-P5N5-M5	Thick cable assembly, mini-male-female, 16ft (5m)	1485-CG001A-EN-P Catalog Guide	
1485CS-P10N5-M5	Thick cable assembly, mini-male-female, 32ft (10m) stainless steel		
1485CS-P3N5-M5	Thick cable assembly, mini-male-female, 9.8ft (3m) stainless steel		
1485CS-P5N5-M5	Thick cable assembly, mini-male-female, 16ft (5m) stainless steel		
1485SP-P1N5-MN5R1	5-pin T-port tap, mini-male-female (left keyway)	1485-CG001A-EN-P Catalog Guide	
1485SP-P1N5-MN5R1	5 Pin T-port tap, mini-male-female (right keyway)	1485-CG001A-EN-P Catalog Guide	
1485SP-P2T5-T5	2 port DeviceBox tap	1485-CG001A-EN-P Catalog Guide	
1485SP-P4T5-T5	4 port DeviceBox tap	1485-CG001A-EN-P Catalog Guide	
1485SP-P8T5-T5	8 port DeviceBox tap	1485-CG001A-EN-P Catalog Guide	
1485SP-P1N5-MN5L1	5-pin T-port tap, mini-male-female (left keyway) stainless steel		
1485SP-P1N5-MN5R1	5-pin T-port tap, mini-male-female (right keyway) stainless steel		
1485R-P1N5-M5	Thin cable assembly, mini-male-female, 3.3ft (1m)	1485-CG001A-EN-P Catalog Guide	
1485R-P2N5-M5	Thin cable assembly, mini-male-female, 6.6ft (2m)	1485-CG001A-EN-P Catalog Guide	
1485R-P3N5-M5	Thin cable assembly, mini-male-female, 9.8ft (3m)	1485-CG001A-EN-P Catalog Guide	
1485RS-P1N5-M5	Thin cable assembly, mini-male-female, 3.3ft (1m) stainless steel		
1485RS-P2N5-M5	Thin cable assembly, mini-male-female, 6.6ft (2m) stainless steel		
1485RS-P3N5-M5	Thin cable assembly, mini-male-female, 9.8ft (3m) stainless steel		
1485T-P2T5-T5	2 port PowerTap tap	1485-CG001A-EN-P Catalog Guide	
Pre-wired I/O Cables and Interface Modules / 1492			
CATALOG NUMBER	DESCRIPTION	Publication	Publication
		INSTALLATION INSTRUCTIONS	USER MANUALS
1492-CABLE 'A'	Pre-wired I/O cable for 1746-IA16 etc.	1492-SG003S-EN-P Selection Guide	
1492-CABLE 'B'	Pre-wired I/O cable for 1746-IB16 etc.	1492-SG003S-EN-P Selection Guide	
1492-CABLE 'C'	Pre-wired I/O cable for 1746-CA16 etc.	1492-SG003S-EN-P Selection Guide	
1492-CABLE 'D'	Pre-wired I/O cable for 1746-OW16 etc.	1492-SG003S-EN-P Selection Guide	
1492-CABLE 'E'	Pre-wired I/O Cable for 1746-OE16 etc.	1492-SG003S-EN-P Selection Guide	
1492-CABLE 'F'	Pre-wired I/O cable for 1771-ID16 etc.	1492-SG003S-EN-P Selection Guide	
1492-CABLE 'H'	Pre-wired I/O cable for 1746-IV32 etc.	1492-SG003S-EN-P Selection Guide	
1492-CABLE 'J'	Pre-wired I/O cable for 1771-IAN etc.	1492-SG003S-EN-P Selection Guide	
1492-CABLE 'K'	Pre-wired I/O cable for 1771-IVN etc.	1492-SG003S-EN-P Selection Guide	
1492-CABLE 'L'	Pre-wired I/O cable for 1771-OWN etc.	1492-SG003S-EN-P Selection Guide	
1492-CABLE 'M'	Pre-wired I/O cable for 1771-ID16 etc.	1492-SG003S-EN-P Selection Guide	
1492-IFM20D24	20 point module with LEDs, 24V ac/dc	1492-SG003S-EN-P Selection Guide	
1492-IFM20P	20 point interface module	1492-SG003S-EN-P Selection Guide	
1492-IFM40D24	40 point module with LEDs, 24V ac/dc	1492-SG003S-EN-P Selection Guide	
1492-IFM40P	40 point interface module	1492-SG003S-EN-P Selection Guide	
1492-IM20D120	20 point module with LEDs, 120V ac/dc	1492-SG003S-EN-P Selection Guide	
Switched mode power supply modules			
1606-XL	Special switched mode power supply modules		General catalogue 25/06/2004



ENTEK XM Series INTEGRATED MONITORING AND PROTECTION SYSTEM

CATALOG NUMBER	DESCRIPTION	Publication INSTALLATION INSTRUCTIONS	Publication USER MANUALS
	<p>ENTEK XM® Series is a family of DIN rail mounted measurement relay and communications modules that can be used in almost any monitoring and protection application.</p> <p>ENTEK XM® Series modules may be applied as a stand alone system, or they can be integrated with the existing automation and control systems.</p> <p>ENTEK XM® Series implement physical connectivity between each XM® module by use of integral side connector on each terminal block or by simple two shielded wire cabling. Additionally instead of using a proprietary protocol XM® uses Device-Net, an open standard for industrial field device communication.</p>		
Measurement Modules			
1440-SPD02-01RBA	XM-220 Dual Speed Module	ENMON-UM220A-EN-P	
1440-TPR06-00RE	XM-360 Process Module	ENMON-UM360E-EN-P	
1440-TPS02-01RB	XM-320 Position Module	ENMON-UM320G-EN-P	
1440-TTC06-00RE	XM-362 Isolated TC Temperature Module	ENMON-UM361D-EN-P	
1440-TUN06-00RE	XM-361 Universal Temperature Module	ENMON-UM361D-EN-P	
1440-VAD02-01-RA	XM-123 Vibration Aeroderivative	ENMON-UM123A-EN-P	
1440-VLF02-01RA	XM-121 Low Frequency Vibration Module	ENMON-UM120G-EN-P	
1440-VSE02-01RA	XM-122 µSE Vibration Module	ENMON-UM122D-EN-P	
1440-VS102-01RA	XM-120 Dynamic Measurement Module	ENMON-UM120G-EN-P	
1440-VDRS06-00RH	XM-160 Direct Vibration Module	GMSI10-UM025A-EN-E	
1440-VDRS06-06RH	XM-161 Direct Vibration Module with 4-20 mA output	GMSI10-UM025A-EN-E	
1440-VDRP06-00RH	XM-162 Direct Vibration Module with probe power	GMSI10-UM025A-EN-E	
1440-TBH	XM-947 Direct Vibration Module terminal base	GMSI10-UM025A-EN-E	
Relay Modules			
1440-REX00-04RD	XM-441 Relay Expansion Module	ENMON-UM441E-EN-P	
1440-RMA00-04RC	XM-440 Master Relay Module	ENMON-UM440G-EN-P	
Terminal Bases			
1440-TB-A	XM-940 Terminal Base	ENMON-UM120G-EN-P	
1440-TB-B	XM-941 Terminal Base	ENMON-UM220A-EN-P	
1440-TB-C	XM-942 Terminal Base	ENMON-UM440G-EN-P	
1440-TB-D	XM-943 Terminal Base	ENMON-UM441E-EN-P	
1440-TB-E	XM-944 Terminal Base	ENMON-UM361D-EN-P	



Micro820 Controller			
CATALOG NUMBER	DESCRIPTION	Publication INSTALLATION INSTRUCTIONS	Publication USER MANUALS
2080-LC20-20QBB	24Vdc power supply; 12 inputs 24Vdc/ac, 7 outputs 24Vdc Source, 1 analog output 0-10Vdc, (1 PWM output)	2080-IN009-EN	2080-UM005-EN-E
2080-LC20-20QWB	24Vdc power supply; 12 inputs 24Vdc/ac, 7 relay outputs, 1 analog output 0-10Vdc	2080-IN009-EN	2080-UM005-EN-E
2080-LC20-20AWB	24Vdc power supply; 8 inputs 120Vac, 4 input 24Vdc/ac, 7 relay output, 1 analog output 0-10Vdc	2080-IN009-EN	2080-UM005-EN-E
2080-LC20-20QBBR	24Vdc power supply; 12 inputs 24Vdc/ac, 7 relay output, 1 analog output 0-10Vdc	2080-IN009-EN	2080-UM005-EN-E
2080-LC20-20QWBR	24Vdc power supply; 12 inputs 24Vdc/ac, 7 relay output, 1 analog output 0-10Vdc, (1 PWM output)	2080-IN009-EN	2080-UM005-EN-E
2080-LC-20-20AWBR	24Vdc power supply; 8 inputs 120Vac, 4 inputs 24Vdc/Vac, 7 relay output, 1 analog output 0-10Vdc	2080-IN009-EN	2080-UM005-EN-E


Micro830 Controller			
CATALOG NUMBER	DESCRIPTION	Publication INSTALLATION INSTRUCTIONS	Publication USER MANUALS
2080-LC30-10QVB	24Vdc power supply; 6 inputs 24Vdc/ac, 4 outputs 24V - Sink; 1 PTO (*) motion axis / 2HSC (*)	2080-IN002-EN-P	2080-UM002-EN-E
2080-LC30-10QWB	24Vdc power supply; 6 inputs 24Vdc/ac, 4 relay outputs; 2 HSC	2080-IN002-EN-P	2080-UM002-EN-E
2080-LC30-16AWB	24Vdc power supply; 10 inputs 110Vac, 6 relay outputs;	2080-IN003-EN-P	2080-UM002-EN-E
2080-LC30-16QVB	24Vdc power supply; 10 inputs 24Vdc/ac, 6 outputs 24V - Sink; 1 PTO motion axis / 2 HSC	2080-IN003-EN-P	2080-UM002-EN-E
2080-LC30-16QWB	24Vdc power supply; 10 inputs 24Vdc/ac, 6 relay outputs; 2 HSC	2080-IN003-EN-P	2080-UM002-EN-E
2080-LC30-24QBB	24Vdc power supply; 14 inputs 24Vdc/ac, 10 outputs 24V - Source; 2 PTO motion axis / 4 HSC	2080-IN004-EN-P	2080-UM002-EN-E
2080-LC30-24QVB	24Vdc power supply; 14 inputs 24Vdc/ac, 10 outputs 24V outputs - Sink; 2 PTO motion axis / 4 HSC	2080-IN004-EN-P	2080-UM002-EN-E
2080-LC30-24QWB	24Vdc power supply; 14 inputs 24Vdc/ac, 10 outputs relay; 4 HSC	2080-IN004-EN-P	2080-UM002-EN-E
2080-LC30-48AWB	24Vdc power supply; 28 inputs 110Vac, 20 outputs relay	2080-IN005-EN-P	2080-UM002-EN-E
2080-LC30-48QBB	24Vdc power supply; 28 inputs 24Vdc/ac, 20 outputs 24V - Source; 3 PTO motion axis / 6 HSC	2080-IN005-EN-P	2080-UM002-EN-E
2080-LC30-48QVB	24Vdc power supply; 28 inputs 24Vdc/ac, 20 outputs 24V - Sink; 3 PTO motion axis / 6 HSC	2080-IN005-EN-P	2080-UM002-EN-E
2080-LC30-48QWB	24Vdc power supply; 28 inputs 24Vdc/ac, 20 outputs relay; 6 HSC	2080-IN005-EN-P	2080-UM002-EN-E
(*) Note PTO: Pulse Train Output Axis HSC: High Speed Counter			

Micro850 Controller			
CATALOG NUMBER	DESCRIPTION	Publication INSTALLATION INSTRUCTIONS	Publication USER MANUALS
2080-LC50-24AWB	24Vdc power supply; 14 digital inputs 120Vac, 10 relay outputs, 4 HSC,	2080-IN007-EN-P	2080-UM002-EN-E
2080-LC50-24QWB	24Vdc power supply; 14 digital inputs 24Vdc/ac, 10 relay outputs, 4 HSC	2080-IN007-EN-P	2080-UM002-EN-E
2080-LC50-24QBB	24Vdc power supply; 14 digital inputs 24Vdc/ac, 10 outputs 24Vdc Source, 4 HSC	2080-IN007-EN-P	2080-UM002-EN-E
2080-LC50-24QVB	24Vdc power supply; 14 digital inputs 24Vdc/ac, 10 outputs 24Vdc Sink, 4 HSC	2080-IN007-EN-P	2080-UM002-EN-E
2080-LC50-48AWB	24Vdc power supply; 28 digital inputs 120 Vac, 20 relay outputs	2080-IN008-EN-P	2080-UM002-EN-E
2080-LC50-48QWB	24Vdc power supply; 28 digital inputs 24Vdc/ac, 20 relay outputs, 6 HSC	2080-IN008-EN-P	2080-UM002-EN-E
2080-LC50-48QBB	24Vdc power supply; 28 digital inputs 24Vdc/ac, 20 outputs 24Vdc Source, 6 HSC	2080-IN008-EN-P	2080-UM002-EN-E
2080-LC50-48QVB	24Vdc power supply; 28 digital inputs 24Vdc/ac, 20 outputs 24Vdc Sink, 6HSC	2080-IN008-EN-P	2080-UM002-EN-E

Digital and Analogue I/O expansion units used with Micro850 Controller			
CATALOG NUMBER	DESCRIPTION	Publication INSTALLATION INSTRUCTIONS	Publication USER MANUALS
2085-IF4	4 ch. Analogue Input, ± 10Vdc, 0-20mA, isolated, 14 bits res.	2085-IN006-EN-P	2080-UM003-EN-P
2085-IF8	8 ch. Analogue Input, ± 10Vdc, 0-20mA, isolated, 14 bits res.	2085-IN006-EN-P	2080-UM003-EN-P
2085-OF4	4 ch. Analogue Output, ± 10Vdc, 0-20mA, isolated 12 bits res.	2085-IN006-EN-P	2080-UM003-EN-P
2085-IRT4	4 ch. RTD and TC modules, isolated, 16 bits res.	2085-IN007-EN-P	2080-UM003-EN-P
2085-IA8	8 Pt. 120Vac input	2085-IN005-EN-P	2080-UM003-EN-P
2085-IM8	8 Pt. 240Vac input	2085-IN005-EN-P	2080-UM003-EN-P
2085-OA8	8 Pt. 120/240vac output	2085-IN005-EN-P	2080-UM003-EN-P
2085-IQ16	16 Pt. Digital input, 12/24Vdc, Sink / Source	2085-IN001-EN-P	2080-UM003-EN-P
2085-IQ32T	32 Pt. Digital input, 12/24Vdc, Sink / Source	2085-IN001-EN-P	2080-UM003-EN-P
2085-OV16	16 Pt. Digital output, 12/24Vdc Sink	2085-IN003-EN-P	2080-UM003-EN-P
2085-OB16	16 Pt. Digital output, 12/24Vdc, Source	2085-IN003-EN-P	2080-UM003-EN-P
2085-OW8	8 Pt. Relay output, 2A	2085-IN004-EN-P	2080-UM003-EN-P
2085-OW16	16 Pt Relay output, 2A	2085-IN004-EN-P	2080-UM003-EN-P
2085-ECR	End Cap Terminator (BUS Terminator)	2085-IN002-EN-P	2080-UM003-EN-P

Digital and Analogue I/O expansion units used with Micro800 Controller			
CATALOG NUMBER	DESCRIPTION	Wiring Diagram	Publication USER MANUALS
2080-PS120-240VAC	120 / 240Vac power supply module	2080-IN001-EN-P	2080-UM002-EN-E
2080-IF2	2 Ch. analog inputs, 0-20mA, 0-10V, non isolated, 12 bit		2080-um004-en-e
2080-IF4	4 Ch. analog inputs, 0-20mA, 0-10V, non isolated, 12 bit		2080-um004-en-e
2080-OF2	2 Ch. analog outputs, 0-20mA, 0-10V, non isolated 12-bit		2080-um004-en-e
2080-MEMBAK-RTC	Memory Backup and High accuracy RTC		2080-um004-en-e
2080-TRIMPOT6	6 Trimpot analog inputs		2080-um004-en-e
2080-IQ4	4 Pt. Digital input 12/24Vdc Sink/Source	2080-WD011-EN	2080-UM004-EN
2080-IQ4OB4	8 Pt. Combo, 4 Digital input 12/24 Sink/Source, 4 digital output 12 / 24Vdc, Source	2080-WD011-EN	2080-UM004-EN
2080-IQ4OV4	8 Pt. Combo, 4 Digital input 12/24 Sink/Source, 4 digital output 12 / 24Vdc, Sink	2080-WD011-EN	2080-UM004-EN
2080-OB4	4 Pt. Digital output 12/24Vdc Source	2080-WD011-EN	2080-UM004-EN
2080-OV4	4 Pt. Digital output 12/24Vdc Sink	2080-WD011-EN	2080-UM004-EN
2080-OW4I	4 Pt. Digital relay output 2A, individually isolated	2080-WD010-EN	2080-UM004-EN
2080-TC2	2 ch. Non-isolated thermocouple module	2080-WD006-EN	2080-UM004-EN
2080-RTD2	2 ch. Non-isolated RTD module	2080-WD005-EN	2080-UM004-EN
2080-DNET20	20-node DeviceNet scanner (firmware 1.xxx)	2080-WD013-EN	2080-UM004-EN
2080-SERIALISOL	RS232/485 isolated serial port	2080-WD002-EN	2080-UM004-EN

Compact Logic 5380 Controllers					
CATALOG NUMBER	DESCRIPTION	Publication INSTALLATION INSTRUCTIONS	Publication USER MANUALS		
5069-L306ER	600 kB Dual Channel Ethernet/IP Controller	5069-IN013F-EN-P	5069-um001-EN-P		
5069-L306ERM	600 kB Dual Channel Ethernet/IP Motion Controller				
5069-L310ER	1 MB Dual Channel Ethernet/IP Controller				
5069-L310ERM	1 MB Dual Channel Ethernet/IP Motion Controller				
5069-L310ER-NSE	1 MB Dual Channel Ethernet/IP Controller w/o Cap				
5069-L320ER	2 MB Dual Channel Ethernet/IP Controller				
5069-L320ERM	2 MB Dual Channel Ethernet/IP Motion Controller				
5069-L320ERP	2 MB Dual Channel Ethernet/IP Controller				
5069-L330ER	3 MB Dual Channel Ethernet/IP Controller				
5069-L330ERM	3 MB Dual Channel Ethernet/IP Motion Controller				
5069-L340ER	4 MB Dual Channel Ethernet/IP Controller				
5069-L340ERM	4 MB Dual Channel Ethernet/IP Motion Controller				
5069-L340ERP	4 MB Dual Channel Ethernet/IP Controller				
5069-L360ERM	5 MB Dual Channel Ethernet/IP Motion Controller				
5069-L380ERM	8 MB Dual Channel Ethernet/IP Motion Controller				
5069-L3100ERM	10 MB Dual Channel Ethernet/IP Motion Controller				
5069-AEN2TR	10/100/1000 Mbs Enhanced Dual Port Ethernet/IP Adapter			5069-IN003C-EN-P	5069-UM004C-EN-P
5069-AENTR	10/100/1000 Mb Dual Port Ethernet/IP Adapter			5069-IN002B-EN-P	N.A.
5069-ARM	Address Reserve Module			5069-IN001B-EN-P	N.A.
5069-FPD	Field Power Distribution Module			5069-IN005A-EN-P	5000-UM006B-EN-P
5069-HSC2XOB4	High Speed Counter / Digital Output Module	5069-IN015A-EN-P	5000-UM004C-EN-P		
5069-IA16	16 Channel, Digital AC Input Module	5069-IN004A-EN-P	5000-UM004C-EN-P		
5069-IB16	16 Channel, Digital DC Input Module	5069-IN004A-EN-P	5000-UM004C-EN-P		
5069-IB16F	16 Channel, Fast Digital DC Input Module	5069-IN004A-EN-P	5000-UM004C-EN-P		
5069-IB6F-3W	6 Channel, Fast Digital DC Input Module w/sensor power	5069-IN012A-EN-P	5000-UM005B-EN-P		
5069-IF8	8 Channel, Current / Voltage Analogue Input Module	5069-IN010A-EN-P	5000-UM005B-EN-P		
5069-IY4	4 Channel, Thermocouple/ RTD Analogue Input Module	5069-IN011A-EN-P	5000-UM005B-EN-P		
5069-OA16	16 Channel, Digital AC Output Module	5069-IN016A-EN-P	5000-UM004C-EN-P		
5069-OB16	16 Channel, Digital DC Output Module	5069-IN007A-EN-P	5000-UM004C-EN-P		
5069-OB16F	16 Channels Fast Digital DC Output Module	5069-IN007A-EN-P	5000-UM004C-EN-P		
5069-OB8	8 Channel, High Current Digital DC Output Module	5069-IN017A-EN-P	5000-UM004C-EN-P		
5069-OF4	4 Channel, Analogue Output Module	5069-IN012A-EN-P	5000-UM005B-EN-P		
5069-OF8	8 Channel, Current / Voltage Analogue Module	5069-IN018C-EN-P	5000-UM004C-EN-P		
5069-OW16	16 Channel, Form A Relay Output Module	5069-IN008A-EN-P	5000-UM004C-EN-P		
5069-OW4I	4 Channel, Form A Isolated Relay Output Module	5069-IN009A-EN-P	5000-UM004C-EN-P		
5069-OX4I	4 Channel, Form C Isolated Relay Output Module				



Compact GuardLogix 5380 Controllers					
CATALOG NUMBER	DESCRIPTION	Publication INSTALLATION INSTRUCTIONS	Publication USER MANUALS		
5069-L306ERS2	SIL2 safety controller 0.6 MB + 0.3 MB Safety Motion Controller with integrated motion	5069-IN014-EN-P	5069-UM001_EN-P		
5069-L306ERS2	SIL2 safety controller 0.6 MB + 0.3 MB Safety Motion Controller				
5069-L310ERS2	SIL2 Safety controller 1.0 MB + 0.5 MB Safety Motion Controller with integrated motion				
5069-L310ERS2	SIL2 safety controller 1.0 MB + 0.5 MB Safety Motion Controller				
5069-L320ERS2	SIL2 safety controller 2.0 MB + 1.0 MB Safety Motion Controller with integrated motion				
5069-L320ERS2	SIL2 safety controller 2.0 MB + 1.0 MB Safety Motion Controller				
5069-L330ERS2	SIL2 safety controller 3.0 MB + 1.5 MB Safety Motion Controller with integrated motion				
5069-L330ERS2	SIL2 safety controller 3.0 MB + 1.5 MB Safety Motion Controller				
5069-L340ERS2	SIL2 safety controller 4.0 MB + 2.0 MB Safety Motion Controller with integrated motion				
5069-L340ERS2	SIL2 safety controller 4.0 MB + 2.0 MB Safety Motion Controller				
5069-L350ERS2	SIL2 safety controller 5.0 MB + 2.5 MB Safety Motion Controller with integrated motion				
5069-L350ERS2	SIL2 safety controller 5.0 MB + 2.5 MB Safety Motion Controller				
5069-L380ERS2	SIL2 safety controller 8.0 MB + 4.0 MB Safety Motion Controller with integrated motion				
5069-L380ERS2	SIL2 safety controller 8.0 MB + 4.0 MB Safety Motion Controller				
5069-L3100ERS2	SIL2 safety controller 10.0 MB + 5.0 MB Safety Motion Controller with integrated motion				
5069-L3100ERS2	SIL2 safety controller 10.0 MB + 5.0 MB Safety Motion Controller				
Includes products with Suffix K which denotes conformal coating					
General remarks: This certificate annuls and replaces the previous n. ELE089019CS (March/21 /2018) Equipment not tested against conducted susceptibility to be used with approved power supply modules Installation on board to be in compliance with the special condition of use, according to the relevant type approval test reports.					

